

# प्रथम

वार्षिक प्रतिवेदन  
(आ.व. २०७५/८०)



**नेपाल माइक्रो इन्स्योरेन्स कम्पनी लि.**

महर्जन कम्प्लेक्स, भृकुटीपथ, भरतपुर, चितवन, नेपाल

फोन: ०५६-४५४३२७

## सञ्चालक समिति



**आशिष श्रेष्ठ**  
अध्यक्ष



**लतिका गोल्यान**  
सञ्चालक सदस्य




**प्रबिना दाहाल**  
सञ्चालक सदस्य



**सिद्धान्त मुनमुनवाला**  
सञ्चालक सदस्य

## त्यवस्थापन समिति



**मृगेन्द्र नाथ रिमाल**  
प्रमुख कार्यकारी अधिकृत



**अनिल राज गिरी**  
नायब प्रमुख कार्यकारी अधिकृत



**प्रबिना नेपाल**  
महाप्रबन्धक/कम्पनी सचिव

## विषयसूची

■	वार्षिक साधारण सभा सम्बन्धी सूचना	१
■	वार्षिक साधारण सभा सम्बन्धी अन्य जानकारी	२
■	संचालक समितिका अध्यक्षज्यूको मन्तव्य सहित संचालक समितिको प्रतिवेदन	५
■	लेखापरीक्षकको प्रतिवेदन तथा वित्तीय विवरण	१२
■	नेपाल बीमा प्राधिकरणबाट कम्पनीको वित्तीय विवरण स-शर्त स्वीकृति पत्र	५४
■	वित्तीय विवरण स्वीकृति पत्रमा कम्पनीको तर्फबाट जवाफ	५५



नेपाल माईक्रो इन्स्योरेन्स कम्पनी लिमिटेड  
प्रथम वार्षिक साधारण सभा बस्ने सम्बन्धी सूचना  
(प्रथम पटक सूचना प्रकाशित मिति २०८०/१०/२८)

श्री शेयरधनी महानुभावहरू,  
यस कम्पनीको संचालक समितिको मिति २०८० साल माघ २६ गते शुक्रवार बसेको १४ औं बैठकको निर्णयानुसार कम्पनीको प्रथम वार्षिक साधारण सभा निम्न मिति, स्थान र समयमा देहाय बमोजिमका विषयहरू उपर छलफल तथा निर्णय गर्न बस्ने भएको हुँदा कम्पनी ऐन, २०६३ को दफा ६७ बमोजिम सम्पूर्ण शेयरधनी महानुभावहरूको जानकारी तथा उपस्थितिका लागि यो सूचना प्रकाशित गरिएको छ ।

वार्षिक साधारण सभा बस्ने मिति, समय र स्थान:

मिति : २०८० साल फाल्गुण २१ गते सोमबार तद्अनुसार (०४ मार्च, २०२४)

स्थान : प्रधान कार्यालय, महर्जन कम्प्लेक्स, भरतपुर, चितवन

समय : बिहानको ११:०० बजे

**प्रथम वार्षिक साधारण सभामा पेश गरिने प्रस्तावहरू:**

(१) सामान्य प्रस्तावहरू:

- क) संचालक समितिको तर्फबाट अध्यक्षज्यूद्वारा प्रस्तुत आ.व. २०७९/८० को प्रथम वार्षिक प्रतिवेदन उपर छलफल गरि पारित गर्ने सम्बन्धमा ।
- ख) लेखापरीक्षकको प्रतिवेदन सहित कम्पनीको आ.व. २०७९/८० को वासलात, नाफा नोक्सान हिसाब तथा नगद प्रवाह विवरण र सोसंग सम्बन्धित अनुसूचीहरू सहितको वित्तीय विवरण उपर छलफल गरि पारित गर्ने सम्बन्धमा ।
- ग) कम्पनी ऐन, २०६३ को दफा १११ बमोजिम कम्पनीको आ.व. २०८०/८१ को लेखापरीक्षण गर्न संचालक समितिको सिफारिस मुताबिक लेखापरीक्षक नियुक्ती गर्ने र निजको पारिश्रमिक निर्धारण गर्ने सम्बन्धमा ।
- घ) गठन भएको संचालक समितिलाई अनुमोदन गर्ने सम्बन्धमा ।
- ङ) कम्पनीको संचालक समितिले सिफारिस गरेको स्वतन्त्र संचालक नियुक्ति गर्ने सम्बन्धमा ।

(२) **विशेष प्रस्तावहरू:**

क) कम्पनीको चुक्ता पूजा रू. ७५ (पचहत्तर) करोडबाट तीस प्रतिशत सर्वसाधारणलाई जारी गर्न शेयरधनीहरूसंग स्वीकृति लिने र आवश्यक कार्यका लागि संचालक समितिले अख्तियारी लिने सम्बन्धमा ।

(३) **विविध:**

**साधारण सभा सम्बन्धी जानकारी :**

१. साधारण सभामा उपस्थित हुने शेयरधनी महानुभावहरूले सभा हलमा प्रवेशको लागि आफ्नो कुनै आधिकारिक परिचयपत्र साथमा लिई आउनु हुन अनुरोध छ ।
२. साधारण सभामा सहभागी हुनको लागि प्रतिनिधि (प्रोक्सी) नियुक्त गर्न चाहने शेयरधनी महानुभावहरूले प्रतिनिधि (प्रोक्सी) फाराम सभा हुने दिन भन्दा कम्तिमा ४८ घण्टा अगावै कम्पनीको प्रधान कार्यालय चितवन वा प्रादेशिक कार्यालय काठमाडौंमा दर्ता गराइ सक्नु पर्नेछ । एकभन्दा बढी प्रतिनिधि (प्रोक्सी) नियुक्त गर्न पाइने छैन । यसरी प्रतिनिधि (प्रोक्सी) नियुक्त गरिएको व्यक्ति कम्पनीको शेयरधनी हुनु आवश्यक छ ।
३. साधारण सभामा भाग लिने प्रत्येक शेयरधनी महानुभावले सभा हुने स्थानमा उपस्थित भई सभास्थलमा रहेको हाजिर पुस्तिकामा दस्तखत गर्नुपर्ने छ । हाजिर पुस्तिका बिहान १०:०० बजेदखि खुल्ला रहने छ ।
४. साधारण सभा सम्बन्धमा थप जानकारी आवश्यक परेमा कार्यालय समयभित्र कम्पनीको प्रधान कार्यालय महर्जन कम्प्लेक्स, भृकुटीपथ, भरतपुर र बागमती प्रादेशिक कार्यालय महामती भवन, गैरिधारा, काठमाडौंमा सम्पर्क राख्न अनुरोध गरिन्छ ।

सञ्चालक समितिको आज्ञाले  
कम्पनी सचिव

**प्रोक्सी फारम**

श्री संचालक समिति

नेपाल माइक्रो इन्स्योरेन्स कम्पनी लिमिटेड

महर्जन कम्प्लेक्स, भृकुटीपथ, भरतपुर, चितवन

**बिषय: प्रतिनिधि नियुक्त गरेको बारे ।**

महाशय,

..... जिल्ला ..... म.न.पा./न.पा./गा.पा. वडा नं. .... बस्ने म/हामी  
..... ले नेपाल माइक्रो इन्स्योरेन्स कम्पनी लिमिटेडको शेयरधनीको हैसियतले मिति २०८० फाल्गुण  
२१ गते सोमबारका दिन प्रथम वार्षिक साधारण सभामा म/हामी स्वयम् उपस्थित भई छलफल तथा निर्णयमा सहभागी हुन  
नसक्ने म.न.पा./न.पा./गा.पा. वडा नं..... बस्ने यस कम्पनीको शेयरधनी श्री/श्रीमती .....  
लाई मेरो/हाम्रो प्रतिनिधि मनोनयन गरी पठाएको छु/छौं ।

(यो निवेदन साधारण सभा हुनुभन्दा कम्तिमा ४८ घण्टा अगावै कम्पनीको प्रधान कार्यालय महर्जन कम्प्लेक्स, भृकुटी पथ, भरतपुर,  
चितवनमा पेश गरिसक्नु पर्नेछ ।)

**प्रतिनिधि नियुक्त भएको ब्यक्तिको नाम:**

**निवेदक**

हस्ताक्षरको नमूना:

दस्तखत: .....

शेयरधनी भए शेयर प्रमाणपत्र नं. ....

नाम: .....

शेयरधनी नभए नेपाली नागरिकताको प्रमाण पत्र नं. ....

ठेगाना: .....

मिति:

शेयर प्रमाणपत्र नं. ....

शेयर संख्या: .....

**नेपाल माइक्रो इन्स्योरेन्स कम्पनी लिमिटेड**

महर्जन कम्प्लेक्स, भृकुटीपथ, भरतपुर, चितवन

शेयर प्रमाणपत्र नं. .... शेयर संख्या: .....

**प्रवेश-पत्र**

शेयरधनीको नाम: .....

नेपाल माइक्रो इन्स्योरेन्स कम्पनी लिमिटेडको मिति २०८० फाल्गुण २१ गते सोमबारका दिन हुने प्रथम वार्षिक साधारण  
सभामा उपस्थित हुन जारी गरिएको प्रवेश पत्र ।

.....  
शेयरधनीको दस्तखत

.....  
आधिकारिक दस्तखत

**द्रष्टव्य:**

(१) शेयरधनीहरू आफैले खाली ठाउँहरूमा भर्नु हुन अनुरोध छ ।

(२) सभाकक्षमा प्रवेश गर्न प्रवेश-पत्र अनिवार्य रूपमा लिइ आउनु हुन अनुरोध छ ।





## नेपाल माइक्रो इन्स्योरेन्स कम्पनी लिमिटेडको प्रथम वार्षिक साधारण सभामा संचालक समितिको तर्फबाट अध्यक्षद्वारा प्रस्तुत वार्षिक प्रतिवेदन

आदरणीय शेयरधनी महानुभावहरू,

नेपाल माइक्रो इन्स्योरेन्स कम्पनी लिमिटेडको प्रथम वार्षिक साधारण सभामा पाल्नु भएका आदरणीय शेयरधनी तथा आमन्त्रित महानुभावहरूलाई हार्दिक स्वागत गर्दै कम्पनी ऐन, २०६३ को दफा १०९ बमोजिम तयार भएको कम्पनीको आर्थिक वर्ष २०७९/८० को वार्षिक प्रतिवेदन तथा आर्थिक विवरणहरू यहाँहरू समक्ष प्रस्तुत गरेका छौं ।

(१) विगत वर्षको कारोवारको सिंहावलोकन:

कम्पनीले समिक्षा वर्षमा गरेको व्यवसाय अनुसार आर्जन भएको बीमा शुल्क निम्नानुसार रहेको व्यहोरा अवगत गराउँदछौं ।

बीमा व्यवसाय	आ.व.०७९/८० को बीमा शुल्क
सम्पत्ती बीमा	१,४५०
मोटर बीमा	-
विविध बीमा	-
पशुपंछी तथा बाली बीमा	-
लघु बीमा	-
जम्मा	१,४५०

समग्रमा कम्पनीले आर्थिक वर्ष २०७९/८० मा रू. १,४५०/- बीमा शुल्क आर्जन गरेको छ । कम्पनीले समिक्षा वर्षमा जम्मा रू. ४६,७५,००,०००/- लगानी गरी सोबाट जम्मा रू १,६७,८४,८४७०७/- आम्दानी गरेको छ । यस आर्थिक वर्षमा खुद नाफा रू ४१,९९,१७६।८९/- रहेको व्यहोरा अवगत गराउँदछौं ।

(२) प्रतिवेदनको मिति सम्म चालु वर्षको उपलब्धी र भविष्यको सम्बन्धमा संचालक समितिको धारणा:

कम्पनीले चालु आ.व. २०८०/८१ को माघ मसान्तसम्ममा २०,२९३ बीमालेखबाट रू ३६,५००,२५८।५३ बीमाशुल्क आर्जन गरेको छ । आफूना ग्राहक प्रति सेवा उन्मुख भई र सम्बन्धित निकायबाट पहिचान गरिएको थप व्यवसायिक संभावनाका विषयहरूलाई विस्तार गर्दै व्यवसाय अभिवृद्धि गर्ने तर्फ उन्मुख भई व्यवसाय प्रवर्द्धन गर्ने नीति कायमै रहेको छ । यस बाहेक कर्मचारीको दक्षता बृद्धि गर्न तालिमको व्यवस्थालाई निरन्तरता दिदै आवश्यकता अनुसार थप कार्यक्षेत्रहरू विस्तार गर्दै लाने कम्पनीको नीति कायमै रहेको छ ।

(३) पुनर्बीमा व्यवस्था:

यस कम्पनीले नेपाल बीमा प्राधिकरणबाट प्राप्त निर्देशन अनुरूप स्वदेशमा स्थापित नेपाल पुनर्बीमा कम्पनी लि. र हिमालयन रिइन्स्योरेन्स कम्पनी लि. संग Direct Cession गर्दै आएको छ ।

(४) **औद्योगिक वा व्यावसायिक सम्बन्ध:**

कम्पनीले विभिन्न व्यवसाय, उद्योग तथा कल कारखानाहरूसंग दीर्घकालिन प्रतिफलमूलक व्यवसायिक सम्बन्ध अभिवृद्धि गर्ने नीतिलाई निरन्तरता दिएको छ । विद्यमान तथा संभाव्य ग्राहकहरूसंग घनिष्ठता बढाई बीमा व्यवसाय बृद्धि गर्ने कम्पनीको लक्ष्य अनुरूप कार्यक्रम अगाडि बढाइरहेको छ । कम्पनीको ग्राहकमुखी सेवा तथा छिटो दावी भुक्तानीको व्यवस्थाले गर्दा नै औद्योगिक तथा व्यवसाय संगको सम्बन्ध गाढा हुन पुगेको व्यहोरा यहाँहरूलाई अवगत नै छ । बीमा क्षेत्रसंग सम्बन्धित सबै निकायहरूसंग पनि कम्पनीको सुमधुर सम्बन्ध रहेको छ ।

(५) **संचालक समिति:**

हाल संचालक समिति निम्न बमोजिम रहेको छ ।

क्र.सं	संचालकहरूको नाम
१	श्री आशिष श्रेष्ठ, अध्यक्ष
२	श्री लतिका गोल्यान, संचालक
३	श्री प्रविना दाहाल, संचालक
४	श्री सिद्धान्त भुनभुनवाला, संचालक

(६) **कारोवारलाई असर पार्ने मुख्य कुराहरू:**

हाल देशमा विद्यमान तरलतामा भएको समस्या तथा आर्थिक अवस्था, बीमा सम्बन्धी प्रयाप्त जनचेतनाको अभाव र तीव्र प्रतिस्पर्धाले बीमा व्यवसायमा असर पारी रहेको छ । यस्ता विषयको सुधारले बीमा व्यवसाय अभिवृद्धिमा महत्वपूर्ण भूमिका निर्वाह गर्दछ ।

(७) **लेखापरीक्षण प्रतिवेदनमा कुनै कैफियत उल्लेख भएको भए सो उपर संचालक समितिको प्रतिक्रिया:**

लेखापरीक्षण प्रतिवेदनमा सामान्य सुभावहरू बाहेक अन्य कुनै कैफियत नभएको ।

(८) **लाभांश बाडफाड गर्न सिफारिस गरिएको रकम:**

कम्पनीको संचालक समितिद्वारा आ.व. २०७९/८० को संचित नाफाबाट लाभांश वितरण नगरी मुनाफा संचित गर्ने प्रस्ताव गरेका छौं ।

(९) **शेयर जफत सम्बन्धमा:**

समिक्षा वर्ष आ.व. २०७९/८० मा कुनै पनि शेयर जफत नभएको जानकारी गराउँदछौं ।

(१०) **कम्पनीको सहायक कम्पनी र कारोबार:**

समिक्षा वर्ष आ.व. २०७९/८० मा कम्पनीले सहायक कम्पनीमा लगानी नगरेको व्यहोरा जानकारी गराउँदछौं ।

(११) **कम्पनी तथा सहायक कम्पनीको कारोवार सम्बन्धमा:**

कम्पनीको कुनै सहायक कम्पनी छैन ।

(१२) **विगत आर्थिक वर्षमा कम्पनीको आधारभूत शेयरधनीहरूले कम्पनीलाई उपलब्ध गराएको जानकारी:**

कम्पनीको आधारभूत शेयरधनीहरूबाट कुनै जानकारी प्राप्त नभएको व्यहोरा अवगत गराउँदछौं ।

(१३) संचालक तथा पदाधिकारीहरूले लिएको शेयरको स्वामित्वको विवरण र कम्पनीको शेयर कारोबारमा संलग्न:

कम्पनीको संचालकहरू तथा पदाधिकारीहरूको शेयर स्वामित्व विवरण निम्न बमोजिम रहेको छ:

क्र.सं	संचालकहरूको नाम	प्रतिनिधित्व गरेको संस्थाको नाम	शेयर संख्या
१	श्री आशिष श्रेष्ठ, अध्यक्ष	लियोन मोटर्स प्रा.लि.	८५,०००/-
२	श्री लतिका गोल्यान, संचालक	संस्थापक समूह	७५,०००/-
३	श्री प्रबिना दाहाल, संचालक	संस्थापक समूह	५०,०००/-
४	श्री सिद्धान्त भुनभुनवाला, संचालक	बिजवर्ल्ड एडभाईजर प्रा. लि.	५०,०००/-

(१४) कम्पनीसंग सम्बन्धित संभौताहरूमा कुनै संचालक तथा निजको नजिकको नातेदारको व्यक्तिगत स्वार्थको बारेमा उपलब्ध गराइएको जानकारी:

विगत आ.व.मा कम्पनीसंग सम्बन्धित संभौताहरूमा कुनै संचालक तथा निजको नजिकको नातेदारको व्यक्तिगत स्वार्थ नरहेको व्यहोरा अवगत गराउँदछौं ।

(१५) आफ्नो शेयर आफै खरिद गरेको सम्बन्धमा:

कम्पनीले आफ्नो शेयर आफैले खरिद नगरेको व्यहोरा जानकारी गराउँदछौं ।

(१६) आन्तरिक नियन्त्रण प्रणाली भए नभएको विवरण:

आन्तरिक नियन्त्रण एवं अन्य कुराहरूको उच्चस्तरबाट रेखदेख, नियन्त्रण, पुनरावलोकनका साथै कम्पनीको काम कारवाहीलाई सरल, चुस्त, दुरुस्त तथा न्यून जोखिमयुक्त बनाउने क्रममा कार्यविधिहरू बनाई प्रभावकारी रूपले लागु गर्ने गरिएको प्रतिबद्धता गर्दछौं ।

कम्पनीको आन्तरिक लेखापरीक्षणलाई स्वतन्त्र तथा पारदर्शी बनाउनका लागि मिति २०८०/०५/२६ गते बसेको संचालक समितिको ११ औं बैठकको निर्णयानुसार स्वतन्त्र बाह्य चार्टर्ड एकाउण्टेण्ट फर्म K.A.S. Associates, Chartered Accountants लाई नियुक्ति गरिएको छ । नेपाल बीमा प्राधिकरणबाट जारी बीमकको संस्थागत सुशासन सम्बन्धी निर्देशिका, २०८० बमोजिम निम्न समिति तथा उपसमितिको गठन गरिएको जानकारी गराउँदछौं ।

क) मानव संशाधन समिति

श्री अध्यक्ष	- संयोजक
श्री नायब प्रमुख कार्यकारी अधिकृत	- सदस्य
श्री महाप्रबन्धक	- सदस्य
श्री मानव संशाधन विभागीय प्रमुख	- सदस्य सचिव

ख) लगानी, जोखिम व्यवस्थापन तथा वित्तीय स्वस्थता (सोलभेन्सी) समिति

श्री संचालक	- संयोजक
श्री प्रमुख कार्यकारी अधिकृत	- सदस्य
श्री वित्त विभागीय प्रमुख	- सदस्य सचिव

ग) दाबी भुक्तानी तथा पुनर्बीमा समिति

श्री संचालक	- संयोजक
श्री नायब प्रमुख कार्यकारी अधिकृत	- सदस्य
श्री दाबी भुक्तानी विभागीय प्रमुख	- सदस्य सचिव

घ) लेखापरिक्षण समिति

श्री स्वतन्त्र संचालक	- संयोजक
श्री संचालक	- सदस्य
श्री संचालक	- सदस्य
श्री परिपालन विभागीय प्रमुख	- सदस्य सचिव

ङ) सम्पत्ति शुद्धिकरण निवारण समिति

श्री संचालक	- संयोजक
श्री प्रमुख कार्यकारी अधिकृत	- सदस्य
श्री परिपालन विभागीय प्रमुख	- सदस्य सचिव

(१७) विगत आर्थिक वर्षको कुल व्यवस्थापन खर्चको विवरण:

आर्थिक वर्ष २०७९/०८० को व्यवस्थापन खर्च रु. ८४,७९,४३४।५६/- रहेको छ।

(१८) लेखापरीक्षण समितिका सदस्यहरूको नामावली, निजहरूले प्राप्त गरेको पारिश्रमिक, भत्ता तथा सुविधा, सो समितिले गरेको काम कारवाहीको विवरण र सो समितिले कुनै सुझाव दिएको भए सोको विवरण:

समिक्षा आ.व. २०७९/८० मा लेखापरीक्षण समिति नरहेको तर आ.व. २०८०/८१ मा निम्न प्रकारले लेखापरीक्षण समिति गठन गरेको

लेखापरीक्षण समिति

श्री स्वतन्त्र संचालक	- संयोजक
श्री संचालक	- सदस्य
श्री संचालक	- सदस्य
श्री परिपालन विभागीय प्रमुख	- सदस्य सचिव

(१९) संचालक, प्रबन्ध संचालक, कार्यकारी प्रमुख, कम्पनीका आधारभूत शेयरधनी वा निजको नजिकका नातेदार वा निज संलग्न रहेको फर्म, कम्पनी वा संगठीत संस्थाले कम्पनीलाई बुझाउनु पर्ने रकम:

कम्पनीले संचालक, प्रबन्ध संचालक, कार्यकारी प्रमुख, कम्पनीका आधारभूत शेयरधनी वा निजको नजिकका नातेदार वा निज संलग्न रहेको फर्म, कम्पनी वा संगठीत संस्थाले कम्पनीलाई बुझाउनु पर्ने रकम नरहेको व्यहोरा जानकारी गराउँदछौं।

- (२०) संचालक, प्रबन्ध संचालक, कार्यकारी प्रमुख तथा पदाधिकारीहरूलाई भूक्तानी गरिएको पारिश्रमिक, भत्ता तथा सुविधा: संचालकहरूले आर्थिक वर्ष २०७९/८० मा कुनै पनि बैठक भत्ता नलिएको जानकारी गराउदछौं । साथै कम्पनीको कार्यकारी प्रमुखलाई आर्थिक वर्ष २०७९/८० मा कम्पनीबाट भूक्तानी गरिएको पारिश्रमिक, भत्ता तथा सुविधाको विवरण निम्न बमोजिम रहेको छ:

विवरण	रकम
पारिश्रमिक	९८५,२४५
कर्मचारी बोनस	-
जीवन बीमा	-
दुर्घटना बीमा	-
जम्मा	९८५,२४५

- (२१) शेयरधनीहरूले बुझिलिन बाँकी रहेको लाभांशको रकम: यस कम्पनीका शेयरधनीहरूले लाभांश बुझिलिन बाँकी नरहेको जानकारी गराउदछौं ।
- (२२) दफा १४१ बमोजिम सम्पत्ति खरिद वा विक्री: कम्पनीले आर्थिक वर्ष २०७९/८० मा सम्पत्ति खरिद रू १,६१,४५,३६४/- गरेको छ भने कुनै पनि सम्पत्ति विक्री नगरेको जानकारी गराउदछौं ।
- (२३) दफा १७५ बमोजिम सम्बद्ध कम्पनी वीच भएको कारोवार : कम्पनीले कुनैपनि सम्बद्ध कम्पनी वीच कारोवार नगरेको व्यहोरा जानकारी गराउदछौं ।
- (२४) अन्य आवश्यक कुराहरू:
- (अ) लेखापरीक्षकको नियुक्ति सिफारिस: कम्पनी ऐनको दफा १११ बमोजिम आर्थिक वर्ष २०८०/८१ का लागि साविकको लेखापरीक्षक श्री प्रियंक एण्ड एसोसिएट्स, चार्टर्ड एकाउन्टेण्टस् पुनः नियुक्तिको लागि योग्य हुनुभएकोले उहाँलाई नै कर लेखापरीक्षण शुल्क र विस्तृत लेखापरीक्षण प्रतिवेदन शुल्क समेत लेखापरीक्षण शुल्क बापत पारिश्रमिक जम्मा रू. २५०,०००/- (अक्षरेपी रू. दुई लाख पचार हजार मात्र) (मू.अ.कर बाहेक) प्रदान गर्ने गरी लेखापरीक्षक नियुक्त गर्न सिफारिस गरेको छ । सोको अनुमोदनका लागि प्रस्तुत गरिएको छ ।
- (आ) सम्पत्ति शुद्धिकरण सम्बन्धमा: सम्पत्ति शुद्धिकरण सम्बन्धी ऐन, नियम तथा निर्देशन अनुसार कम्पनीले सम्बन्धित वित्तिय जानकारी इकाई समक्ष विवरण पेश गर्ने गरेको छ ।
- (इ) कृषि, बाली तथा पशुपंछी बीमा, लघु बीमा निर्देशन सम्बन्धमा: हालसम्म यस कम्पनीले कृषि, बाली तथा पशुपंछि बीमालेख जारी गरेको छैन तर लघु बीमा सम्बन्धी निर्देशनलाई अंगिकार गरी त्यसबाट कम्पनीले अझ बढी व्यवसाय वृद्धि हुने अपेक्षा राखिएको छ ।

मिति: २०८०/१०/२६

संचालक समितिको तर्फबाट  
आशिष श्रेष्ठ  
अध्यक्ष

## **Priyank & Associates**

Chartered Accountants

Sinamangal, Kathmandu, Mob:-9852031935

### INDEPENDENT AUDITOR'S REPORT TO THE SHAREHOLDERS OF NEPAL MICRO INSURANCE COMPANY

#### Opinion

We have audited the accompanying Financial Statements of Nepal Micro Insurance Company which comprises the Statement of Financial Position as at Ashad 31, 2080, Statement of Profit or Loss & Other Comprehensive Income, Statement of Changes in Equity & Statement of Cash Flows for the year ended Ashad 31, 2080, and Notes to Financial Statement including Summary of Significant Accounting Policies.

In our opinion and to the best of our information and according to the explanations given to us, the aforesaid Financial Statements give a true and fair view in conformity with Nepal Financial Reporting Standards (NFRSs), of the state of affairs of Nepal Micro Insurance Company as at Ashad 31, 2080, and its profit, cash flows for the year ended on that date.

#### Basis of Opinion

We conducted our audit of the financial statements in accordance with the Nepal Standard on Auditing (NSAs) & applicable law. Our responsibilities under those Standards are further described in the Auditor's Responsibility for the audit of the Financial Statements section of our report.

We are independent of the Company in accordance with the Code of Ethics issued by the Institute of Chartered Accountants of Nepal (ICAN), and we have fulfilled our ethical responsibilities in accordance with these requirements.

We believe that the audit evidence obtained by us is sufficient and appropriate to provide a basis of our audit opinion on financial statements.

#### Key Audit Matter(s)

Key audit matters are those matters that, in our professional judgment, were of most significance in our audit of the financial statements of the current year. These matters were addressed in the context of our audit of the financial statements as a whole, and in forming our opinion thereon, and we do not provide a separate opinion on these matters. We have determined the matter described below to be the key audit matter to be communicated in our report.

#### Other Information

Management is responsible for Other Information. Such information constitutes the information included on the Annual Report but does not include the Financial Statements and our Auditor's Report thereon. The Annual Report is expected to be made available to us after the date of Auditor's Report.

Our Opinion on the Financial Statements does not cover the other information and we do not express any form of assurance conclusion thereon.

In connection with our audit of the financial Statements, our responsibility is to read other information and, in doing so, consider whether the other information is materially inconsistent with the Financial Statements or our knowledge obtained in audit or otherwise appears to be materially misstated. If based on the work we have performed, we conclude that there is material misstatement of the other information, we are required to report the fact. We have nothing to report in this regard.

#### Managements Responsibility for the Financial Statements


Management is responsible for preparation and fair presentation of the Financial Statements in accordance with the Nepal Financial Reporting Standards (NFRSs) and for such internal control as management determines is necessary to enable the preparation of Financial Statements that are free from material misstatement, whether due to fraud or error.

In preparing the Financial Statements, management is responsible for assessing its ability to continue as a going concern, disclosing, as applicable, matters related to going concern and using the going concern basis of accounting unless the management either intends to liquidate or cease operations, or has no realistic alternative but to do so.

Those charged with governance are responsible for overseeing the Company's Financial Reporting process.

#### Auditor's Responsibility for the Audit of the Financial Statements

Our objectives are to obtain reasonable assurance about whether the Financial Statements as a whole are free from material misstatement, whether due to fraud or error, and to issue an Auditor's Report that includes our opinion. Reasonable assurance is a high level of assurance but is not a guarantee that an audit conducted in accordance with NSAs will always detect a material misstatement when it exists. Misstatements can arise from fraud or error and are considered material if, individually or in the aggregate, they could reasonably be expected to influence the economic decision of users taken on the basis of these Financial Statements.





As part of an audit in accordance with NSAs, we exercise professional judgement and maintain professional skepticism throughout the audit. We also:

- i) Identify and assess the risk of material misstatement of the financial statements, whether due to fraud or error, design and perform audit procedures responsive to those risks, and obtain audit evidence that is sufficient and appropriate to provide a basis for our opinion. The risk of not detecting a material misstatement resulting from fraud is higher than for one resulting from error, as fraud may involve collusion, forgery, intentional omissions, misrepresentation, or the override of internal controls.
- ii) Obtain an understanding of Internal Control relevant to audit in order to design audit procedures that are appropriate in the circumstances, but not for the purpose of expressing an opinion on the effectiveness of Company's Internal Control.
- iii) Evaluate the appropriateness of accounting policies used and the reasonableness of accounting estimates and related disclosures made by the management.
- iv) Conclude on the appropriateness of management's use of the going concern basis of accounting and, based on the audit evidence obtained, whether a material uncertainty exists related to events or conditions that may cast significant doubt on its ability to continue as a going concern. If we conclude that a material uncertainty exists, we are required to draw attention in our Auditor's Report to the related disclosures in the Financial Statements or, if such disclosures are inadequate, to modify our opinion.

Our conclusions are based on the audit evidence obtained up to the date of our Audit Report. However, Future events or conditions may cause the Company to cease to continue as a going concern.

- v) Evaluate the overall presentation, structure, and content of the financial statements, including the disclosures, and whether the financial statements represent the underlying transactions and events in a manner that achieves fair presentation.

We communicate with those charged with governance regarding, among other matters, the planned scope and timing of the audit and significant audit findings, including any significant deficiencies in internal control that we identify during our audit.

We also communicate with those charged with governance that we have complied with relevant ethical requirements regarding independence, and to communicate with them all relationships and other matters that may reasonably be thought to bear on our independence, and where applicable, related safeguards.

#### **Report on the Other Legal & Regulatory Requirements**

On the basis of our examination and explanations given to us as per Companies Act, we would like to report that:

- (i) We have obtained information and explanations asked for, which, to the best of our knowledge and belief, were necessary for the purpose of our audit.
- (ii) Company has kept proper books of accounts as required by law, so far as it appears from the examination of those books of accounts.
- (iii) Statement of Financial Position, Statement of Profit or Loss & Other Comprehensive Income, Statement of Changes in Equity and Statement of Cash Flows have been prepared in accordance with the requirements of the Companies Act, 2063 and are in agreement with the books of account of the Company.
- (iv) During our examination of the books of account of the Company, we have not come across the cases where the Board of Directors or any member of there or any representative or any office holder or any employee of the Company has acted contrary to the provisions of law or caused loss or damage to the Company, and
- (v) We have not come across any fraudulent activities in the books of accounts.

On the basis of our examination and explanations given to us as per directives issued by Insurance Board to Insurer conducting Life Insurance Business, we would like to report that:

- (i) Company's Life Insurance Fund and other special reserves are maintained as required.
- (ii) As per Information provided to us no other business than approved Life Insurance business was conducted by Company.
- (iii) To the best of information provided to us, the company is able to meet its long term liabilities.

For Priyank & Associates  
Chartered Accountants

CA Priyank Pokhrel  
Proprietor



Place: Kathmandu  
Date: 2024-01-01  
UDIN: 240101CA00989rZcdW

# STATEMENT OF FINANCIAL POSITION

As At 16<sup>th</sup> July, 2023 (Ashad End 2080)

(FIG IN NPR)

PARTICULARS	NOTE	CURRENT YEAR	PREVIOUS YEAR
<b>ASSETS</b>			
Goodwill & Intangible Assets	4	11,130,402.90	-
Property and Equipment	5	29,052,133.50	-
Investment Properties	6	-	-
Deferred Tax Assets	7	-	-
Investment in Subsidiaries	8	-	-
Investment in Associates	9	-	-
Investments	10	467,500,000.00	-
Loans	11	920,416.67	-
Reinsurance Assets	12	287.62	-
Current Tax Assets	21	803,033.95	-
Insurance Receivables	13	-	-
Other Assets	14	3,282,261.59	-
Other Financial Assets	15	840,227.30	-
Cash and Cash Equivalent	16	32,072,351.52	-
<b>TOTAL ASSETS</b>		<b>545,601,115.05</b>	<b>-</b>
<b>EQUITY</b>			
Share Capital	17 (a)	525,000,000.00	-
Share Application Money Pending Allotment	17 (b)	-	-
Share Premium	17 (c)	-	-
Special Reserves	17 (d)	2,143,275.78	-
Catastrophe Reserves	17 (e)	214,327.57	-
Retained Earnings	17 (f)	1,798,708.03	-
Other Equity	17 (g)	42,865.51	-
<b>Total Equity</b>		<b>529,199,176.89</b>	<b>-</b>
<b>LIABILITIES</b>			
Provisions	18	346,446.00	-
Gross Insurance Contract Liabilities	19	1,438.08	-
Deferred Tax Liabilities	7	87,374.69	-
Insurance Payable	20	230.56	-
Current Tax Liabilities	21	-	-
Borrowings	22	-	-
Other Liabilities	23	14,415,025.90	-
Other Financial Liabilities	24	1,551,422.93	-
<b>Total Liabilities</b>		<b>16,401,938.16</b>	<b>-</b>
<b>Total Equity and Liabilities</b>		<b>545,601,115.05</b>	<b>-</b>

The accompanying notes form an Integral Part of Financial Statements.

**Prabina Dahal**  
Director

**Latika Golyan**  
Director

**Siddhant Jhunjunwala**  
Director

**Ashish Shrestha**  
Chairman

As per our report  
on Even Date

**Sujal Malla**  
Finance Head

**Mrigendra Nath Rimal**  
CEO

PLACE: **Kathmandu, Nepal**  
DATE:

CA. Priyank Pokhrel  
Priyank & Associates  
Chartered Accountants



## STATEMENT OF PROFIT OR LOSS

For Period 17<sup>th</sup> July, 2022 - 16<sup>th</sup> July, 2023

(FIG IN NPR)

PARTICULARS	NOTE	CURRENT YEAR	PREVIOUS YEAR
<b>Income:</b>			
Gross Earned Premiums	25	11.92	-
Premiums Ceded	26	2.38	-
<b>Net Earned Premiums</b>		<b>9.54</b>	<b>-</b>
Commission Income	27	0.48	-
Other Direct Income	28	-	-
Income from Investments & Loans	29	16,784,847.07	-
Net Gain/ (Loss) on Fair Value Changes	30	-	-
Net Realised Gains/ (Losses)	31	-	-
Other Income	32	20.00	-
<b>Total Income</b>		<b>16,784,877.09</b>	<b>-</b>
<b>Expenses:</b>			
Gross Claims Paid	33	-	-
Claims Ceded	33	-	-
Gross Change in Contract Liabilities	34	-	-
Change in Contract Liabilities Ceded to Reinsurers	34	-	-
<b>Net Claims Incurred</b>		<b>-</b>	<b>-</b>
Commission Expenses	35	-	-
Service Fees	36	5.79	-
Other Direct Expenses	37	-	-
Employee Benefits Expenses	38	5,822,787.14	-
Depreciation and Amortization Expenses	39	2,050,128.98	-
Impairment Losses	40	-	-
Other Operating Expenses	41	2,656,647.42	-
Finance Cost	42	254,063.08	-
<b>Total Expenses</b>		<b>10,783,632.41</b>	<b>-</b>
<b>Net Profit/(Loss) For The Year Before Share of Net Profits of Associates Accounted for Using Equity Method and Tax</b>		<b>6,001,244.68</b>	<b>-</b>
Share of Net Profit of Associates accounted using Equity Method	9	-	-
<b>Profit Before Tax</b>		<b>6,001,244.68</b>	<b>-</b>
Income Tax Expense	43	1,802,067.79	-
<b>Net Profit/(Loss) For The Year</b>		<b>4,199,176.89</b>	<b>-</b>
<b>Earning Per Share</b>		<b>51</b>	
Basic EPS		0.80	
Diluted EPS		0.80	

The accompanying notes form an Integral Part of Financial Statements.

**Prabina Dahal**  
Director

**Latika Golyan**  
Director

**Siddhant Jhunjunwala**  
Director

**Ashish Shrestha**  
Chairman

As per our report  
on Even Date

**Sujal Malla**  
Finance Head

**Mrigendra Nath Rimal**  
CEO

PLACE: **Kathmandu, Nepal**  
DATE:

.....  
**CA. Priyank Pokhrel**  
Priyank & Associates  
Chartered Accountants

## STATEMENT OF CASH FLOWS

For Period 17<sup>th</sup> July, 2022 - 16<sup>th</sup> July, 2023  
(For the Year Ended Ashad 2080)

(FIG IN NPR)

PARTICULARS	CURRENT YEAR	PREVIOUS YEAR
<b>Cash Flow From Operating Activities:</b>		
<b>Cash Received</b>		
Gross Premium Received	1,450.00	-
Reinsurance Commission Received	0.48	-
Claim Recovery Received from Reinsurers	-	-
Realised Foreign Exchange Income other than on Cash and Cash Equivalents	-	-
Other Direct Income Received	20.00	-
Others (to be specified)	-	-
<b>Cash Paid</b>		
Gross Benefits and Claims Paid	-	-
Reinsurance Premium Paid	(290.00)	-
Commission Paid	-	-
Service Fees Paid	(5.79)	-
Employee Benefits Expenses Paid	(5,822,787.14)	-
Other Expenses Paid	(2,656,647.42)	-
Other Direct Expenses Paid	-	-
Change in Loans	(920,416.67)	-
Change in Current tax assets	(803,033.95)	-
Change in Other Financial Assets & Other Assets	(4,122,488.89)	-
Change in Provisions	346,446.00	-
Change in Insurance Payables	230.56	-
Change in Other Financial Liabilities & Other Liabilities	15,966,448.83	-
Others (to be specified)	-	-
Income Tax Paid	(1,714,693.10)	-
<b>Net Cash Flow From Operating Activities [1]</b>	<b>274,232.91</b>	<b>-</b>
<b>Cash Flow From Investing Activities</b>		
Acquisitions of Intangible Assets	-	-
Proceeds From Sale of Intangible Assets	-	-
Acquisitions of Investment Properties	-	-
Proceeds From Sale of Investment Properties	-	-
Acquisitions of Property & Equipment	(42,232,665.38)	-
Proceeds From Sale of Property & Equipment	-	-
Investment in Subsidiaries	-	-
Receipts from Sale of Investments in Subsidiaries	-	-
Investment in Associates	-	-
Receipts from Sale of Investments in Associates	-	-
Purchase of Equity Instruments	-	-
Proceeds from Sale of Equity Instruments	-	-
Purchase of Mutual Funds	-	-
Proceeds from Sale of Mutual Funds	-	-
Purchase of Preference Shares	-	-
Proceeds from Sale of Preference Shares	-	-
Purchase of Debentures	-	-
Proceeds from Sale of Debentures	-	-
Purchase of Bonds	-	-
Proceeds from Sale of Bonds	-	-
Investments in Deposits	(467,500,000.00)	-
Maturity of Deposits	-	-
Loans Paid	-	-
Proceeds from Loans	-	-
Rental Income Received	-	-
Proceeds from Finance Lease	-	-
Interest Income Received	16,784,847.07	-
Dividend Received	-	-
Others (to be specified)	-	-
<b>Total Cash Flow From Investing Activities [2]</b>	<b>(492,947,818.31)</b>	<b>-</b>

<b>Cash Flow From Financing Activities</b>		
Interest Paid	(254,063.08)	-
Proceeds From Borrowings	-	-
Repayment of Borrowings	-	-
Payment of Finance Lease	-	-
Proceeds From Issue of Share Capital	525,000,000.00	-
Share Issuance Cost Paid	-	-
Dividend Paid	-	-
Dividend Distribution Tax Paid	-	-
Others (to be specified)	-	-
<b>Total Cash Flow From Financing Activities [3]</b>	<b>524,745,936.92</b>	<b>-</b>
<b>Net Increase/(Decrease) In Cash &amp; Cash Equivalents [1+2+3]</b>		
	<b>32,072,351.52</b>	<b>-</b>
Cash & Cash Equivalents At Beginning of The Year/Period	-	-
Effect of Exchange Rate Changes on Cash and Cash Equivalents	-	-
<b>Cash &amp; Cash Equivalents At End of The Year/Period</b>	<b>32,072,351.52</b>	<b>-</b>
<b>Components of Cash &amp; Cash Equivalents</b>		
Cash In Hand	-	-
Cheque in Hand	-	-
Term Deposit with Banks (with initial maturity upto 3 months)	-	-
Balance With Banks	32,072,351.52	-

The accompanying notes form an Integral Part of Financial Statements.

**Prabina Dahal**  
Director

**Latika Golyan**  
Director

**Siddhant Jhunjunwala**  
Director

**Ashish Shrestha**  
Chairman

As per our report  
on Even Date

**Sujal Malla**  
Finance Head

**Mrigendra Nath Rimal**  
CEO

PLACE: **Kathmandu, Nepal**  
DATE:

.....  
**CA. Priyank Pokhrel**  
Priyank & Associates  
Chartered Accountants

## STATEMENT OF COMPREHENSIVE INCOME

For Period 17<sup>th</sup> July, 2022 - 16<sup>th</sup> July, 2023  
(For the Year Ended Ashad 2080)

(FIG IN NPR)

PARTICULARS	NOTES	CURRENT YEAR	PREVIOUS YEAR
<b>Net Profit/(Loss) For the Year</b>		<b>4,199,176.89</b>	-
<b>Other Comprehensive Income</b>			
<b>a) Items that are or may be Reclassified to Profit or Loss</b>			
Changes in Fair Value of FVOCI Debt Instruments		-	-
Cash Flow Hedge - Effective Portion of Changes in Fair Value		-	-
Exchange differences on translation of Foreign Operation		-	-
Share of other comprehensive income of associates accounted for using the equity method		9	-
Income Tax Relating to Above Items		-	-
Reclassified to Profit or Loss		-	-
<b>b) Items that will not be Reclassified to Profit or Loss</b>			
Changes in fair value of FVOCI Equity Instruments		-	-
Revaluation of Property and Equipment/ Goodwill & Intangible Assets		-	-
Remeasurement of Post-Employment Benefit Obligations		-	-
Share of other comprehensive income of associates accounted for using the equity method		9	-
Income Tax Relating to Above Items		-	-
<b>Total Other Comprehensive Income For the Year, Net of Tax</b>		-	-
<b>Total Comprehensive Income For the Year, Net of Tax</b>		<b>4,199,176.89</b>	-

The accompanying notes form an Integral Part of Financial Statements.

The accompanying notes form an Integral Part of Financial Statements.

**Prabina Dahal**  
Director

**Latika Golyan**  
Director

**Siddhant Jhunjunwala**  
Director

**Ashish Shrestha**  
Chairman

As per our report  
on Even Date

**Sujal Malla**  
Finance Head

**Mrigendra Nath Rimal**  
CEO

PLACE: **Kathmandu, Nepal**  
DATE:

.....  
**CA. Priyank Pokhrel**  
Priyank & Associates  
Chartered Accountants

# STATEMENT OF CHANGES IN EQUITY

For Period 17<sup>th</sup> July, 2022 - 16<sup>th</sup> July, 2023  
(For the Year Ended Ashad 2080)

Fig in NPR

Ordinary Share Capital	Preference Shares	Share Application Money Pending Allotment	Share Premium	Retained Earnings	Revaluation reserve	Special Reserves	Capital Reserves	Catastrophe Reserve	Corporate Social Responsibility (CSR) Reserves	Insurance Fund Including Insurance Reserve	Fair value reserves	Actuarial Reserves	Deferred Tax Reserve	Other reserve	Total
<b>Balance as on Shrawan 1, 2078</b>															
Prior period adjustment															
Restated Balance as at Shrawan 1, 2078															
Profit/(Loss) For the Year															
Other Comprehensive Income for the Year, Net of Tax															
i) Changes in Fair Value of FVOCI															
Debt Instruments															
ii) Gains/ (Losses) on Cash Flow Hedge															
iii) Exchange differences on translation of Foreign Operation															
iv) Changes in fair value of FVOCI															
Equity Instruments															
v) Revaluation of Property and Equipment/ Goodwill & Intangible Assets															
vi) Remeasurement of Post-Employment Benefit Obligations															
Transfer to Reserves/ Funds															
Transfer to Deferred Tax Reserves															
Transfer of Depreciation on Revaluation of Property and Equipment															
Transfer on Disposal of Revalued Property and Equipment															
Transfer on Disposal of Equity Instruments Measured at FVOCI															
Share Issuance Costs															
Contribution by/ Distribution to the owners of the Company															
i) Bonus Share Issued															
ii) Share Issue															
iii) Cash Dividend															
iv) Dividend Distribution Tax															
v) Others (To be specified)															
<b>Balance as on Ashadh end, 2079</b>															

## STATEMENT OF CHANGES IN EQUITY

For Period 17<sup>th</sup> July, 2022 - 16<sup>th</sup> July, 2023  
(For the Year Ended Ashad 2080)

Fig in NPR

	Ordinary Share Capital	Preference Shares	Share Application Money Pending Allotment	Share Premium	Retained Earnings	Revaluation reserve	Special Reserves	Capital Reserves	Catastrophe Reserve	Corporate Social Responsibility (CSR) Reserves	Insurance Fund Including Insurance Reserve	Fair value reserves	Actuarial Reserves	Deferred Tax Reserve	Other reserve	Total
<b>Balance as on Shrawan 1, 2079</b>																
Prior period adjustment																
Restated Balance as at Shrawan 1, 2079					4,199,176.89											4,199,176.89
Profit/(Loss) For the Year																
Other Comprehensive Income for the Year, Net of Tax																
i) Changes in Fair Value of FVOCI																
Debt Instruments																
ii) Gains/ (Losses) on Cash Flow Hedge																
iii) Exchange differences on translation of Foreign Operation																
iv) Changes in fair value of FVOCI Equity Instruments																
v) Revaluation of Property and Equipment/ Goodwill & Intangible Assets																
vi) Remeasurement of Post-Employment Benefit Obligations																
Transfer to Reserves/ Funds					(2,400,468.86)		2,143,275.78		214,327.57	42,865.51						0.00
Transfer to Deferred Tax Reserves																
Transfer of Depreciation on Revaluation of Property and Equipment																
Transfer on Disposal of Revalued Property and Equipment																
Transfer on Disposal of Equity Instruments Measured at FVOCI																
Share Issuance Costs																
Contribution by/ Distribution to the owners of the Company																
i) Bonus Share Issued																
ii) Share Issue																525,000,000.00
iii) Cash Dividend																
iv) Dividend Distribution Tax																
v) Others (To be specified)																
<b>Balance as on Ashadh end, 2080</b>					1,798,708.03		2,143,275.78		214,327.57	42,865.51						529,098,176.89

The accompanying notes form an Integral Part of Financial Statements.

**Prabina Dahal**  
Director

**Latika Golyan**  
Director

**Siddhant Jhunjhunwala**  
Director

**Ashish Shrestha**  
Chairman

As per our report  
on Even Date

**Sujal Malla**  
Finance Head

**Mrigendra Nath Rimal**  
CEO

PLACE: **Kathmandu, Nepal**  
DATE:

CA. **Priyank Pokhrel**  
Priyank & Associates  
Chartered Accountants

# STATEMENT OF DISTRIBUTABLE PROFIT OR LOSS

For Period 17<sup>th</sup> July, 2022 - 16<sup>th</sup> July, 2023  
(For the Year Ended Ashad 2080)

(FIG IN NPR)

PARTICULARS	CURRENT YEAR	PREVIOUS YEAR
Opening Balance in Retained Earnings	-	-
Transfer from OCI reserves to retained earning in current year	-	-
Net profit or (loss) as per statement of profit or loss	4,199,176.89	-
<b>Appropriations:</b>		
i) Transfer to Insurance Fund	-	-
ii) Transfer to Special Reserve	(2,143,275.78)	-
iii) Transfer to Catastrophe Reserve	(214,327.57)	-
iv) Transfer to Capital Reserve	(42,865.51)	-
v) Transfer to CSR reserve	-	-
vi) Transfer to/from Regulatory Reserve	-	-
vii) Transfer to Fair Value Reserve	-	-
viii) Transfer of Deferred Tax Reserve	-	-
ix) Transfer to OCI reserves due to change in classification	-	-
x) Others (to be Specified)	-	-
<b>Deductions:</b>		
i) Accumulated Fair Value Gain on each Financial Assets Measured at FVTPL		
a) Equity Instruments	-	-
b) Mutual Fund	-	-
c) Others (if any)	-	-
ii) Accumulated Fair Value gain on Investment Properties	-	-
iii) Accumulated Fair Value gain on Hedged Items in Fair Value Hedges	-	-
iv) Accumulated Fair Value gain on Hedging Instruments in Fair Value Hedges	-	-
v) Accumulated Fair value gain of Ineffective Portion on Cash Flow Hedges	-	-
vi) Goodwill Recognised	-	-
vii) Unrealised Gain on fluctuation of Foreign Exchange Currency	-	-
viii) Accumulated Share of Net Profit of Associates accounted using Equity Method included in Investment Account	-	-
ix) Overdue loans	-	-
x) Fair value gain recognised in Statement of Profit or Loss	-	-
xi) Investment in unlisted shares	-	-
xii) Delisted share Investment or mutual fund investment	-	-
xiii) Bonus share/ dividend paid	-	-
xiv) Deduction as per Sec 17 of Financial directive	-	-
xiv) Deduction as per Sec 18 of Financial directive	-	-
xv) Others (to be specified)	-	-
<b>Adjusted Retained Earning</b>	<b>1,798,708</b>	-
Add: Transfer from Share Premium Account	-	-
Less: Amount apportioned for Assigned capital	-	-
Less: Deduction as per sec 15(1) Of Financial directive	-	-
Add/Less: Others (to be specified)	-	-
<b>Total Distributable Profit/(loss)</b>	<b>1,798,708.03</b>	-

The accompanying notes form an Integral Part of Financial Statements.

**Prabina Dahal**  
Director

**Latika Golyan**  
Director

**Siddhant Jhunjunwala**  
Director

**Ashish Shrestha**  
Chairman

As per our report  
on Even Date

**Sujal Malla**  
Finance Head

**Mrigendra Nath Rimal**  
CEO

PLACE: **Kathmandu, Nepal**  
DATE:

.....  
**CA. Priyank Pokhrel**  
Priyank & Associates  
Chartered Accountants

## Notes to the Financial Statements as of Ashadh 31, 2080 (July 16<sup>th</sup>, 2023)

### 1. Reporting Entity

Nepal Micro Insurance Company Limited (herein after referred to as the 'Company') is a public limited company, incorporated on 2079/09/08 and operated as Micro Non-Life Insurance Company after obtaining license on 2079/12/27 under the Insurance Act 2079.

The registered office of the Company is located at Maharjan complex, Bhrikuti Path, Bharatpur, Chitwan. The principal activities of the company are to provide various non-life insurance products through its province offices, branches, sub-branches, and network of agents.

### 2. Basis of Preparation

The principal accounting policies applied in the preparation of these financial statements are set out below. These policies have been consistently applied to all the years presented, unless otherwise stated.

### 3. Reporting Period and approval of financial statements

The company follows the Nepalese financial year based on the Nepalese calendar starting from 1<sup>st</sup> Shrawan 2079 to 31<sup>st</sup> Ashadh 2080 with the corresponding previous year from 1<sup>st</sup> Shrawan 2078 to 32<sup>nd</sup> Ashadh 2079. These financial statements have been approved by the Board of Directors of Nepal Micro Insurance Company Limited.

### 4. Statement of Compliance

The Financial Statements of the Company comprises of Statement of Financial Position, Statement of Profit or Loss and Statement of Other Comprehensive Income shown as two separate statements, Statement of Changes in Equity, Statement of Cash Flows and Notes to the Financial Statements which have been prepared in accordance with the Nepal Financial Reporting Standards (NFRS) issued by the Nepal Accounting Standards Board (ASB) and in compliance with the requirements of the Companies Act, 2063, directives issued by Nepal Insurance Authority and required disclosures as per Securities Board of Nepal. The format used in the preparation and presentation of the Financial Statements and disclosures made therein also complies with the specified formats prescribed in the directives of Nepal Insurance Authority.

The Financial Statements have been prepared on a going concern basis. The term NFRS, includes all the standards and the related interpretations which are consistently used.

The financial statements are approved for issue by the Company's Board of Directors on 2024-01-01

#### (a) Basis of Measurement

The Financial Statements have been prepared on the historical cost basis except for following Assets & Liabilities which have been measured at Fair Value amount:

- i. Certain Financial Assets and Liabilities which are required to be measured at fair value.
- ii. Defined Employee Benefits.
- iii. Insurance Contract Liabilities which are required to be determined using actuarial valuation for Liability Adequacy Test (LAT).

Historical cost is generally Fair Value of the consideration given in exchange for goods and services.

Fair Value is the price that would be received to sell an asset or paid to transfer a liability in an orderly transaction between market participants at the measurement date, regardless of whether that price is directly observable or estimated using another valuation technique.



In addition, for Financial Reporting purposes, Fair Value measurements are categorized into Level 1, or 2 or 3 based on the degree to which the inputs to the Fair Value measurements are observable & the significance of the inputs to the Fair Value measurements in its entirety, which are described as follows:

- Level 1 – Inputs are quoted prices (unadjusted) in active markets for identical Assets or Liabilities that the entity can access at the measurement date;
- Level 2- Inputs are inputs, other than quoted prices included within Level 1, that are observable for the Asset or Liability, either directly or indirectly; and
- Level 3- Inputs are unobservable inputs for the Asset or Liability.

**(b) Use of Estimates**

The preparation of these Financial Statements in conformity with NFRS requires management to make estimates, judgments and assumptions. These estimates, judgments and assumptions affect the reported balance of Assets & Liabilities, disclosures relating to Contingent Liabilities as at the date of the Financial Statements and the reported amounts of Income & Expenses for the year presented. Actual results may differ from these estimates. Estimates and underlying assumptions are reviewed on an ongoing basis. Changes in estimates are reflected in the Financial Statements in the period in which changes are made and, if material, their effects are disclosed in the Notes to the Financial Statements.

**(c) Functional and Presentation Currency**

These Financial Statements are presented in Nepalese Rupees (NPR) which is the Company's functional currency. All financial information presented in NPR has been rounded to the nearest rupee except where indicated otherwise.

**(d) Going Concern**

The financial statements are prepared on going concern basis. The Board of Directors have considered a wide range of information relating to present and future conditions, including future projections of profitability, cash flows and capital resources while assessing the going concern basis. Furthermore, Board is not aware of any material uncertainties that may cast significant doubt upon Company's ability to continue as a going concern and they do not intend either to liquidate or to cease operation of it.

**(e) Change in Accounting Policies**

Accounting Policies are the specific principles, bases, conventions, rules and practices applied by the Company in preparing and presenting financial statements. The Company is permitted to change an accounting policy only if the change is required by a standard or interpretation; or results in the financial statements providing reliable and more relevant information about the effects of transactions, other events or conditions on the entity's financial position, financial performance, or cash flow.

**(f) Recent Accounting Pronouncements**

Accounting standards issued and effective

All the accounting standard made effective by the ASB are applied while preparing the financial statement of the company.

**(g) Carve-outs**

N.A.

**(h) Presentation of financial statements**

The assets and liabilities of the Company presented in the Statement of Financial Position are grouped by the nature and listed in an order that reflects their relative liquidity and maturity pattern.

**(i) Offsetting**

Financial assets and financial liabilities are offset and the net amount reported in the Statement of Financial Position, only when there is a legally enforceable right to offset the recognized amounts and there is an intention to settle on a net basis or to realize the assets and settle the liabilities simultaneously. Income and

expenses are not offset in the Statement of Profit or Loss unless required or permitted by Nepalese Financial Reporting Standards or Interpretation (issued by the International Financial Reporting Interpretations Committee (IFRIC) and Standard Interpretations Committee (SIC) and as specifically disclosed in the Significant Accounting Policies of the Company.

**(j) Materiality and Aggregation**

Each material class of similar items is presented separately in the Financial Statements. Items of dissimilar nature or function are presented separately, unless they are immaterial as permitted by the Nepal Accounting Standard-NAS 1 on 'Presentation of Financial Statements'.

Notes to the Financial Statements are presented in a systematic manner which ensures the understandability and comparability of Financial Statements of the Company. Understandability of the Financial Statements is not compromised by obscuring material information with immaterial information or by aggregating material items that have different natures or functions.

## **5. Significant Accounting Policies**

**(a) Property and Equipment**

Property, plant and equipment are tangible items that are held for servicing, or for other purposes and are expected to be used during more than one period.

**i) Recognition**

Freehold land is carried at historical cost and other items of Property and Equipment are stated at cost of acquisition or construction less accumulated depreciation when, it is probable that future economic benefits associated with the item will flow to the Company and it can be used for more than one year and the cost can be measured reliably.

Subsequent costs are included in the asset's carrying amount or recognized as a separate asset, as appropriate, only when it meets the recognition criteria as mentioned above. The carrying amount of any component accounted for as a separate asset is derecognized when replaced. All other repairs and maintenance are charged to profit or loss during the reporting period in which they are incurred.

**ii) Revaluation**

After recognition as an assets, lands and buildings whose fair value can be measured reliably, have been carried at revalued amount at the date of revaluation less any subsequent accumulated depreciation and subsequent accumulated impairment losses. Valuations are being performed to ensure that the fair value of a revalued asset does not materially differ from its carrying amount as at the reporting date. Valuation of the land and buildings are undertaken by professionally qualified valuers.

An increase in the carrying amount as a result of revaluation, is recognized in other comprehensive income and accumulated in equity under the heading of revaluation reserve. However, the increase is recognized in profit or loss to the extent that it reverses a revaluation decrease of the same asset previously recognized in profit and loss. A decrease in the carrying amount as a result of revaluation, is recognized in profit or loss. However, the decrease is recognized in other comprehensive income to the extent of any credit balance existing in the revaluation surplus in respect of that asset.

Additionally, accumulated depreciation as at the revaluation date is eliminated against the gross carrying amount of the asset and the net amount is restated to the revalued amount of the asset. Upon disposal, any revaluation reserve relating to the particular asset being sold is transferred directly to retained earnings.

Difference between depreciation on the revalued carrying amount of the asset and depreciation based on the asset's original cost is transferred to retained earnings.

**iii) Depreciation**

Depreciation of Property and Equipment other than the Freehold Land i.e. the Company's Freehold Building, Plant & Machinery, Vehicles & Other Assets is provided on "Straight Line Method (SLM)/ Diminishing Balance Method ((DBM)" based on Useful Life estimated by technical expert of the management.

The assets useful life/ rate of depreciation and residual values are reviewed at the Reporting date and the effect of any changes in estimates are accounted for on a prospective basis.

Useful Life of Property and Equipment based on SLM/DBM is categorized as stated below:

List of Assets Categories	Life in years
Furniture & Fixture	4 years
Computers and IT Equipment	4 years
Officer Equipment	4 years
Vehicles	5 years
Other Assets	4 years

**iv) Derecognition**

An item of Property and Equipment is derecognized up to disposal or when no Future Economic Benefits are expected to arise from the continued use of the asset. Any gain or loss arising on the disposal or retirement of an item of Property and Equipment is determined as the difference between the sales proceeds and the carrying amount of the Asset and is recognized in the Statement of Profit or Loss.

**v) Impairment of Assets**

Assets are tested for impairment whenever events or changes in circumstances indicate that the carrying amount may not be recoverable. An impairment loss is recognized for the amount by which the Asset's carrying amount exceeds its recoverable amount. The recoverable amount is higher of an asset's fair value less cost of disposal and value in use. Value in use is based on the estimated future cash flows, discounted to their present value using pre-tax discount rate that reflects current market assessments of the time value of money and risk specific to the assets. Assets that suffer an impairment are reviewed for possible reversal of the impairment at the end of each reporting period. In case of such reversal, the carrying amount of the asset is increased so as not to exceed the carrying amount that would have been determined had there been no impairment loss.

**vi) Capital Work-In-Progress**

These are expenses of capital nature directly incurred in the construction of buildings, major plant and machinery and system development which are to be capitalized. Capital Work in Progress would be transferred to the relevant asset when it is available for use. Capital Work in Progress is stated at cost less any accumulated impairment losses.

**(b) Goodwill & Intangible Assets**

**i) Recognition**

Intangible assets acquired separately are measured on initial recognition at cost. Following initial recognition, intangible assets are carried at cost less any accumulated amortization and any accumulated impairment losses. Internally generated intangibles, excluding capitalized development costs, are not capitalized and the related expenditure is reflected in Statement of profit or loss in the year in which the expenditure is incurred.

Subsequent expenditure on intangible assets is capitalized only when it increases the future economic benefits embodied in the specific asset to which it relates. All other expenditure is expensed as incurred.

Goodwill on business combination is recognized on the acquisition date at the excess of (a) over (b) below:

**(a) The aggregate of:**

1. The consideration transferred measured in accordance with the NFRS 3, which generally requires acquisition-date fair value
2. The amount of any non-controlling interest in the acquiree measured in accordance with the NFRS 3, and
3. In a business combination achieved in stages, the acquisition-date fair value of the acquirer's previously held equity interest in the acquiree.

**(b) The net of the acquisition date amounts of the identifiable assets acquired and the liabilities assumed.**

**ii) Amortization**

The useful lives of intangible assets are assessed to be either finite or indefinite. An intangible asset shall be regarded as having an indefinite useful life when, based on an analysis of all of the relevant factors, there is no foreseeable limit to the period over which the asset is expected to generate net cash inflow for the entity.

Amortization is recognized in statement of profit of loss on Straight Line Method (SLM) over the estimated useful life of the intangible assets/ Diminishing Balance Method (DBM), from the date that is available for use since this most closely reflects the expected pattern of consumption of the future economic benefits embodied in the asset. The amortization period and the amortization method for an intangible asset with a finite useful life are reviewed at least at each financial year end. Changes in the expected useful life or the expected pattern of consumption of future economic benefits embodied in the asset are considered to modify the amortization period or method, as appropriate, and are treated as changes in accounting estimates, the amortization expense on intangible assets with finite lives is recognized in the statement of profit or loss.

Useful Life of Intangible Assets based on SLM/DBM is categorized as stated below:

List of Assets Categories	Useful Life (In Years) for SLM
Software	5 years

**iii) Derecognition**

An Intangible Asset is derecognized when no Future Economic Benefits are expected to arise from the continued use of the Asset. Any Gain or Loss arising on the derecognition is determined as the difference between the sales proceeds and the carrying amount of the Asset and is recognized in the Statement of Profit or Loss.

**iv) Impairment of Assets**

The Company assesses at each reporting date as to whether there is any indication that Intangible Assets may be impaired. If any such indication exists, the recoverable amount of an asset is estimated to determine the extent of impairment, if any. An impairment loss is recognized in the Statement of Profit or Loss to the extent, asset's carrying amount exceeds its recoverable amount. The recoverable amount is higher of an asset's fair value less cost of disposal and value in use. Value in use is based on the estimated future cash flows, discounted to their present value using pre-tax discount rate that reflects current market assessments of the time value of money and risk specific to the assets.

**(c) Investment Properties**

Property that is held for rental income or for capital appreciation or both, is classified as investment property. Investment properties are measured initially at cost, including related transaction cost. It is subsequently carried at cost less accumulated depreciation. Subsequent expenditure is capitalized to the asset's carrying amount only when it is probable that future economic benefits associated with the expenditure will flow to the company and the cost can be measured reliably. All other repairs and maintenance costs are expensed when incurred.

Land is carried at historical cost; however, buildings are depreciated over their estimated useful lives as mentioned above.

Investment properties are derecognized either when they have been disposed of, or when the investment property is permanently withdrawn from use and no future economic benefit is expected from its disposal. Any gains or losses on the retirement or disposal of an investment property are recognized in the statement of profit or loss in the year of retirement or disposal. Transfer are made to (or from) investment property only when there is a change in use. For a transfer from investment property, the Company accounts for such property in accordance with the policy stated under PPE up to the date of change in use.

**(d) Cash & Cash Equivalent**

Cash & Cash Equivalents includes Cash in Hand, Cheque in Hand, Bank Balances and short-term deposits with a maturity of three months or less.

**(e) Financial Assets**

**i) Initial Recognition & Measurement**

Financial Assets are recognized when, and only when, the Company becomes a party to the contractual provisions of the Financial Instrument. The Company determines the classification of its Financial Assets at initial recognition.

When Financial Assets are recognized initially, they are measured at Fair Value, plus, in the case of Financial Assets not at fair value through profit or loss, transaction costs that are attributable to the acquisition of the Financial Asset. Transaction costs of Financial Assets carried at Fair Value through Profit or Loss are expensed in the Statement of Profit or Loss.

**ii) Subsequent Measurement**

**a. Financial Assets carried at Amortized Cost (AC)**

A Financial Asset is measured at amortized cost if it is held within a business model whose objective is achieved is to hold the asset in order to collect contractual cash flows and the contractual terms of the Financial Asset give rise on specified dates to cash flows that are solely payments of principal and interest on the principal amount outstanding. Interest income in these financial assets is measured using effective interest rate method.

**b. Financial Assets at Fair Value through Other Comprehensive Income (FVTOCI)**

A Financial Asset is measured at FVTOCI if it is held within a business model whose objective is achieved by both collecting contractual cash flows and selling Financial Assets and the contractual terms of the Financial Asset give rise on specified dates to cash flows that are solely payments of principal and interest on the principal amount outstanding. These financial assets are measured at fair value and changes are taken to statement of other comprehensive income.

**c. Financial Assets at Fair Value through Profit or Loss (FVTPL)**

A Financial Asset which is not classified in any of the above categories are measured at FVTPL.

**iii) De-Recognition**

A Financial Assets is derecognized only when the Company has transferred the rights to receive cash flows from the Financial Assets. Where the Company has transferred an Asset, the Company evaluates whether it has transferred substantially all risks and rewards of ownership of the Financial Asset. In such cases, the Financial Asset is derecognized. Where the Company has not transferred substantially all risks and rewards of ownership of the Financial Asset, the Financial Asset is not derecognized. Where the Company retains control of the Financial Asset, the Asset is continued to be recognized to the extent of continuing involvement in the Financial Asset.

**iv) Impairment of Financial Assets**

The Company assesses at each reporting date whether there is objective evidence that a financial asset or group of financial assets is impaired. A financial asset or group of financial assets is deemed to be impaired if there is objective evidence of impairment as a result of one or more events that has occurred since the initial recognition of the asset (an incurred 'loss event') and that loss event has an impact on the estimated future

cash flows of the financial asset or the group of financial assets that can be reliably estimated. Evidence of impairment may include indications that a financial asset or a group of financial assets is experiencing significant financial difficulty, default or delinquency in interest or principal payments, the probability that they will enter bankruptcy or other financial reorganization and observable data indicating that there is a measurable decrease in the estimated future cash flows, such as changes in arrears or economic conditions that correlate with defaults.

**(f) Financial Liabilities**

**i) Initial Recognition & Measurement**

Financial Liabilities are recognized when, and only when, the Company becomes a party to the contractual provisions of the Financial Instrument. The Company determines the classification of its Financial Liabilities at initial recognition.

All Financial Liabilities are recognized initially at Fair Value, plus, in the case of Financial Liabilities not at fair value through profit or loss, transaction costs that are attributable to the issue of the Financial Liability.

**ii) Subsequent Measurement**

After initial recognition, Financial Liabilities are subsequently measured at amortized cost using the Effective Interest Method.

For trade and other payables maturing within one year from the date of Statement of Financial Position, the carrying amounts approximate Fair Value due to short maturity of these instruments.

**iii) De-Recognition**

A Financial Liability is de-recognized when the obligation under the liability is discharged or cancelled or expires. When an existing Financial Liability is replaced by another from the same lender on substantially different terms, or the terms of an existing liability are substantially modified, such an exchange or modification is treated as a de-recognition of the original liability and the recognition of a new liability, and the difference in the respective carrying amounts is recognized in the Statement of Profit or Loss.

**(g) Offsetting financial instruments**

Financial assets and liabilities are offset and the net amount is reported in the Statement of Financial Position where there is legally enforceable right to offset the recognized amounts and there is an intention to settle on a net basis or realize the asset and settle the liability simultaneously. The legally enforceable right must not be contingent on future events and must be enforceable in the normal course of business and in the event of default, insolvency or bankruptcy of the Company or the counterparty.

**(h) Reinsurance Assets**

Reinsurance assets are the assets which are created against insurance contract liabilities of the amount which are recoverable from the reinsurer. These assets are created for the reinsurer's share of insurance contract liabilities.

A reinsurance asset is impaired if there is objective evidence, as a result of an event that occurred after the initial recognition of the reinsurance asset, that the Company may not receive all amounts due to it under the terms of the contract, and the event has a reliably measurable impact on the amount that the company will receive from the re-insurer. If a reinsurance asset is impaired, the company reduce the carrying amount accordingly and is recognized in statement of profit or loss.

**(i) Equity**

Financial Instruments issued by the Company are classified as Equity only to the extent that they do not meet the definition of a Financial Liability or Financial Asset.

**(j) Reserves and Funds**

- i) Share Premium: If the company issues share capital at premium it receives extra amount other than share capital such amount is transferred to share premium. The amount in share premium is allowed for distribution subject to provisions of company act and regulatory requirement.
- ii) Special Reserve: The company has allocated special reserve for the amount which is 50% of net profit every year as per regulator's directive.
- iii) Catastrophe Reserve: The company has allocated catastrophe reserve for the amount which is 10% of the net profit every year as per regulator's directive.
- iv) Fair Value Reserve: The company has policy for creating fair value reserve equal to the amount of fair value gain recognized in statement of other comprehensive income as per regulator's directive.
- v) Regulatory Reserves: Reserves created out of net profit in line with different circulars issued by regulatory authority.
- vi) Actuarial Reserves: Reserve against actuarial gain or loss on present value of defined benefit obligation resulting from, experience adjustments (the effects of differences between the previous actuarial assumptions and what has actually occurred); and the effects of changes in actuarial assumptions.
- vii) Revaluation Reserves: Reserve created against revaluation gain on property, plant & equipment and intangible assets, other than the reversal of earlier revaluation losses charged to profit or loss.
- viii) Cashflow Hedge reserves: Is the exposure to variability in cash flows that is attributable to a particular risk associated with all or a component of a recognized asset or liability or a highly probable forecast transaction, and could affect profit or loss. Reserve represent effective portion of the gain or loss on the hedging instrument recognized in other comprehensive income.
- ix) Other Reserves: Reserve other than above reserves, for e.g. deferred tax reserve, others (to be specified).

**(k) Insurance Contract Liabilities**

**i) Provision for unearned premiums**

Unearned premiums reserve represents the portion of the premium written in the year but relating to the unexpired term of coverage.

Change in reserve for unearned insurance premium represents the net portion of the gross written premium transferred to the unearned premium reserve during the year to cover the unexpired period of the policies.

**ii) Outstanding claims provisions**

Outstanding claims provisions are based on the estimated ultimate cost of all claims incurred but not settled at the statement of financial position date, whether reported or not, together with related claims handling costs.

**iii) Provision for claim incurred but not reported (IBNR)**

Significant delays are experienced in the notification and settlement of certain types of claims, the ultimate cost of which cannot be known with certainty at the statement of financial position date.

The liability is calculated at the reporting date using a range of standard actuarial claim projection techniques, based on empirical data and current assumptions that may include a margin for adverse deviation.

**Liability adequacy**

At each reporting date, the Company reviews its unexpired risk and a liability adequacy test is performed to determine whether there is any overall excess of expected claims and deferred acquisition costs over unearned premiums. The calculation uses current estimates of future contractual cash flows after taking account of the investment return expected to arise on assets relating to the relevant non-life insurance technical provisions. If these estimates show that the carrying amount of the unearned premiums is inadequate, the deficiency is recognized in the statement of profit or loss by setting up a provision for liability.

**(l) Employee Benefits**

**i) Short Term Obligations**

Liabilities for wages and salaries, including non-monetary benefits that are expected to be settled wholly within 12 months after the end of the period in which the employees render the related service are recognized in respect of employees' services up to the end of the reporting period and are measured at the amounts expected to be paid when the liabilities are settled. The liabilities are presented as current employee benefit obligation in the Statement of Financial Position.

**ii) Post-Employment Benefits**

**-Defined Contribution Plan**

The Company pays Provident Fund contributions to publicly administered Provident Funds/Social Security Fund as per local regulations. The Company has no further payment obligations once the contributions have been paid. The contributions are accounted for as defined contribution plans and the contribution are recognized as Employee Benefit Expenses when they are due.

**-Defined Benefit Plan**

For Defined Benefit Plan, the cost of providing benefits is determined using the Projected Unit Credit Method, with Actuarial Valuations being carried out at each Statement of Financial Position. Actuarial Gains & Losses are recognized in the Other Comprehensive Income in the period in which they occur. Past service cost is recognized immediately to the extent that the benefits are already vested and otherwise is amortized on a Straight Line Basis over the average period until the benefits become vested. The retirement benefit obligation recognized in the Statement of Financial Position represents the present value of the defined benefit obligation as adjusted for unrecognized past service cost, as reduced by the Fair Value of plan Assets (If Any). Any Asset resulting from this calculation is limited to past service cost, plus the present value of available refunds and reductions in future contributions to the plan.

**iii) Long Term Employee Benefits**

The liabilities for un-availed earned leaves are not expected to be settled wholly within 12 months after the end of the period in which the employees render the related service. Leave Encashment has been computed using Actuarial Assumptions and these are measured at the present value of expected future payments to be made in respect of services provided by employees up to the end of the year using the Projected Unit Credit Method. The benefits are discounted using the market yields at the end of the year that have terms approximating to the terms of assumptions.

**iv) Termination**

Termination benefits are payable when employment is terminated by the Company before the normal retirement date, or when an employee accepts voluntary retirement in exchange of these benefits. The Company recognizes termination benefits at the earlier of the following dates:

- a) When the Company can no longer withdraw the offer of those benefits; and
- b) When the entity recognizes costs for a restructuring that is within the scope of NAS 37 and involves the payment of termination benefits. The termination benefits are measured based on the number of employees expected to accept the offer in case of voluntary retirement scheme.

**(m) Revenue Recognition**

**i) Gross Premium**

Gross Premium are arrived at after deducting unearned premium reserves from direct premium and premiums on Reinsurance Accepted. Direct premiums comprise the total premium receivable for the whole period of cover provided by contracts entered into during the reporting period. They are recognized on the date on which the policy commences.

**ii) Unearned Premium Reserves**

premiums are those proportions of premiums written in a year that relate to periods of risk after the reporting date. Unearned premiums are calculated on a pro rata basis. The proportion attributable to subsequent periods is deferred as a provision for unearned premiums.



**iii) Premiums on Reinsurance Accepted**

Premium on reinsurance accepted comprise the total premiums payable for the whole cover provided by contracts entered into the period and are recognized on the date on which the policy incepts. Premiums include any adjustments arising in the accounting period in respect of reinsurance contracts incepting in prior accounting periods. Unearned reinsurance premiums are those proportions of premiums written in a year that relate to periods of risk after the reporting date.

Reinsurance premiums and claims on the face of the statement of profit or loss have been presented as negative items within premiums and net claims, respectively, because this is consistent with how the business is managed.

**iv) Reinsurance Premium**

Direct Reinsurance premiums comprise the total premiums payable for the whole cover provided by contracts entered into the period and are recognized on the date on which the policy incepts. Premiums include any adjustments arising in the accounting period in respect of reinsurance contracts incepting in prior accounting periods. Unearned reinsurance premiums are those proportions of premiums written in a year that relate to periods of risk after the reporting date. Unearned reinsurance premiums are deferred over the term of the underlying direct insurance policies for risks- attaching contracts and over the term of the reinsurance contract for losses occurring contracts. Reinsurance premiums and claims on the face of the statement of profit or loss have been presented as negative items within premiums and net claims, respectively, because this is consistent with how the business is managed.

**v) Commission Income**

Commission Income is recognized on accrual basis. If the income is for future periods, then they are deferred and recognized over those future periods.

**vi) Investment Income**

Interest income is recognized in the statement of profit or loss as it accrues and is calculated by using the EIR method. Fees and commission that are an integral part of the effective yield of the financial asset are recognized as an adjustment to the EIR of the instrument.

**vii) Net realized gains and losses**

Net realized gains and losses recorded in the statement of profit or loss include gains and losses on financial assets and properties. Gains and losses on the sale of investments are calculated as the difference between net sales proceeds and the original or amortized cost and are recorded on occurrence of the sale transaction.

**(n) Claims and Expenses**

**i) Gross Claims**

Claims includes the cost of all claims arising during the year, including external claims handling costs that are directly related to processing and settlement of claims. Claims that are incurred during the financial year are recognized when a claimable event occurs and/or the insurer is notified.

Note: Please provide the basis of calculating reserves for Incurred But Not Reported Claims (IBNR).

**ii) Reinsurance Claims**

Reinsurance claims are recognized when the related gross insurance claim is recognized according to the term of the relevant contracts.

**iii) Product Classification**

Insurance contracts are those contracts when the Company (the insurer) has accepted significant insurance risk from another party (the policyholders) by agreeing to compensate the policyholders if a specified uncertain future event (the insured event) adversely affects the policyholders. As a general guideline, the Company determines whether it has significant insurance risk by comparing benefits paid with benefits payable if the insured event did not occur. Insurance contracts can also transfer financial risk.

The Company has following portfolios under which it operates its business:

- i) **Property Portfolio** - Property/Fire insurance business means the business of affecting and carrying out contracts of insurance, otherwise than incidental to some other class of insurance business against loss or damage to property due to fire, explosion, storm and other occurrences customarily included among the risks insured against in the property/fire insurance business.
- ii) **Motor Portfolio** - Motor insurance business means the business of affecting and carrying out contracts of insurance against loss of, or damage to, or arising out of or in connection with the use of, motor vehicles, inclusive of third party risks but exclusive of transit risks.
- iii) **Marine Portfolio** - Marine insurance business means the business of affecting and carrying out contracts of insurance against loss of consignment of goods during transit.
- iv) **Engineering Portfolio** - Engineering insurance business means the insurance that provides economic safeguard to the risks faced by the ongoing construction project, installation project, and machines and equipment in project operation.
- v) **Micro Portfolio** - Micro Insurance protects against loss of or damage to crops or livestock. It has great potential to provide value to low-income farmers and their communities, both by protecting farmers when shocks occur and by encouraging greater investment in crops.
- vi) **Aviation Portfolio** – Aviation Insurance provides coverage for hull losses as well as liability for passenger injuries, environmental and third-party damage caused by aircraft accidents.
- vii) **Cattle and Crop Portfolio** - Cattle and Crop Insurance provides insurance against loss of or damage to Cattle and crops.
- viii) **Miscellaneous Portfolio** – All the insurance business which doesn't fall in above categories fall under miscellaneous insurance business. Group Personal Accidents, Medical Insurances, Professional indemnity insurance etc. fall under this category of business.

**(o) Borrowing Costs**

Borrowing costs directly attributable to the acquisition, construction or production of qualifying assets, which are assets that necessarily take a substantial period of time to get ready for their intended use or sale, are added to the cost of those assets, until such time as the assets are substantially ready for their intended use or sale.

Interest income earned on the temporary investment of specific borrowings pending their expenditure on qualifying assets is deducted from the borrowing costs eligible for capitalization.

All other borrowing costs are recognized in statement of profit or loss in the period in which they are incurred.

**(p) Cash Flow Statement**

Cash Flows are reported using the direct method, whereby major classes of cash receipts and cash payments are disclosed as cash flows.

**(q) Leases**

The lease liability has been accounted for under NFRS 16 "Leases". For all the significant lease, the Right-of-Use assets has been recognized at its initial recognition under cash model. The Lease liability has been recognized at the present value of the lease payments that are not paid at that date. The lease payment has been discounted at the incremental borrowing rate in lease which is 9%.

After the commencement date, the right of use asset has been measured using cost model. The lease liability has been increased to reflect interest on the lease liability & has been reduced by the lease payment.

The lease assets having the lease liability of equal to or less than NPR 10 lacs present value at inception has been considered as low value and for those lease the expenses has been recognized under straight line basis.

**(r) Income Taxes**

Income Tax Expense represents the sum of the tax currently payable & Deferred Tax.

**(s) Current Tax**

Current Tax Expenses are accounted in the same period to which the revenue and expenses relate. Provision for Current Income Tax is made for the Tax Liability payable on Taxable Income after considering tax allowances, deductions and exemptions determined in accordance with the applicable tax rates and the prevailing tax laws.

**(t) Deferred Tax**

Deferred Tax is recognized on temporary difference between the carrying amounts of Assets and Liabilities in the Statement of Financial Position and their Tax Base. Deferred Tax Assets & Liabilities are recognized for deductible and taxable temporary differences arising between the tax base of Assets & Liability in a transaction that is not a business combination and affects neither accounting nor taxable Profit nor Loss at the time of the transaction.

Deferred Tax Assets are recognized to the extent that it is probable that taxable profit will be available against which the deductible Temporary difference and the carry forward of unused tax credits and unused tax losses can be utilized.

Deferred Tax Liabilities are generally recognized for all taxable Temporary Difference.

The carrying amount of Deferred Tax Assets is reviewed at each reporting date and reduced to the extent that it is no longer probable that sufficient taxable profits will be available to allow all or part of the Deferred Tax Asset to be utilized.

**(u) Provisions, Contingent Liabilities & Contingent Assets**

**i) Provisions**

Provisions are recognized when the Company has a present legal or constructive obligation as a result of past events, for which it is probable that an outflow of resources embodying economic benefits will be required to settle the obligation and a reliable estimate of the amount can be made.

Provisions are measured at the present value of management's best estimate of the expenditure required to settle the present obligation at the end of the reporting period. The discount rate to determine the present value is a Pre-Tax Rate that reflects current market assessments of the time value of money and the risks specific to the liability. The increase in the provision due to the passage of time is recognized as interest expenses.

Provisions for Contingent Liability are recognized in the books a matter of abundant precaution and conservative approach based on management's best estimate. However, Management believes that chances of these matters going against the company are remote and there will not be any probable cash outflow.

**ii) Contingent Liabilities**

Contingent Liabilities are recognized only when there is a possible obligation arising from past events due to occurrence or non-occurrence of one or more uncertain future events not wholly within the control of the Company or where any present obligation cannot be measured in terms of future outflow of resources or where a reliable estimate of the obligation cannot be made. Obligations are assessed on an ongoing basis and only those having a largely probable outflow of resources are provided for.

**iii) Contingent Assets**

Contingent assets where it is probable that future economic benefits will flow to the Company are not recognized but disclosed in the Financial Statements.

**(v) Functional Currency & Foreign Currency Transactions**

The Financial Statements of the Company are presented in Nepalese Rupees, which in the Company's Functional Currency. In preparing the Financial Statements of the Company, transactions in currencies other than the Company's Functional Currency i.e. Foreign Currencies are recognized at the rates of exchange prevailing at the dates of the transactions.

**(w) Earnings Per Share**

Basic Earnings per share is calculated by dividing the profit attributable to owners of the company by the Weighted Average Number of equity shares outstanding during the Financial Year.

For diluted earnings per share, the weighted average number of ordinary shares in issue is adjusted to assumed conversion of all dilutive potential ordinary shares.

**(x) Operating Segment**

Operating Segments are reported in a manner consistent with the internal reporting provided to the chief operating decision maker (CODM) as defined by NFRS 8, "Operating Segment".

Company's Income & Expenses including interest are considered as part of un-allocable Income & Expenses which are not identifiable to any business segment. Company's Asset & Liabilities are considered as part of un-allocable Assets & Liabilities which are not identifiable to any business.

**NOTES TO THE FINANCIAL STATEMENTS**  
**For the Year Ended 31<sup>st</sup> Ashad, 2080 (16<sup>th</sup> July, 2023)**

**4. Goodwill & Intangible Assets**

Fig. in NPR

Particulars	Softwares	Goodwill	Others (to be Specify)	Total
<b>Gross carrying amount</b>				
<b>As at Shrawan 1, 2078</b>	-	-	-	-
Additions during the year				
Acquisition	-	-	-	-
Internal Development	-	-	-	-
Business Combination (to be Specified)	-	-	-	-
Disposals during the year	-	-	-	-
Revaluation/Adjustment	-	-	-	-
<b>Balance as at Ashadh 32, 2079</b>	-	-	-	-
Additions during the year				
Acquisition	-	-	-	-
Internal Development	-	-	-	-
Business Combination (to be Specified)	-	-	-	-
Disposals during the year	-	-	-	-
Revaluation/Adjustment	-	-	-	-
<b>Balance as at Ashadh 31, 2080</b>	-	-	-	-
				-
<b>Accumulated amortization and impairment</b>				-
<b>As at Shrawan 1, 2078</b>				-
Additions during the year	-	-	-	-
Disposals during the year	-	-	-	-
Impairment during the year	-	-	-	-
<b>Balance as at Ashadh 32, 2079</b>	-	-	-	-
Additions during the year	-	-	-	-
Disposals during the year	-	-	-	-
Impairment during the year	-	-	-	-
<b>Balance as at Ashadh 31, 2080</b>	-	-	-	-
				-
<b>Capital Work-In-Progress</b>				-
<b>As on Shrawan 1, 2078</b>	-	-	-	-
Additions during the year	-	-	-	-
Capitalisation during the year	-	-	-	-
Disposals during the year	-	-	-	-
Impairment during the year	-	-	-	-
<b>Balance as on Ashadh 32, 2079</b>	-	-	-	-
Additions during the year	11130402.9	-	-	11,130,403
Capitalisation during the year	-	-	-	-
Disposals during the year	-	-	-	-
Impairment during the year	-	-	-	-
<b>Balance as on Ashadh 31, 2080</b>	<b>11,130,403</b>	-	-	<b>11,130,403</b>
				-
<b>Net Carrying Amount</b>				-
<b>As on Ashadh 32, 2079</b>	-	-	-	-
<b>As on Ashadh 31, 2080</b>	<b>11,130,403</b>	-	-	<b>11,130,403</b>

5. Property and Equipment

Fig. in NPR

Particulars	Land	Buildings	Leasehold Improvement	Furniture & Fixtures	Computers and IT Equipments	Office Equipment	Vehicles	Other Assets	Total
<b>Gross carrying amount</b>									
<b>As on Shrawan 1, 2078</b>	-	-	-	-	-	-	-	-	-
Additions during the year	-	-	-	-	-	-	-	-	-
Acquisition	-	-	-	-	-	-	-	-	-
Capitalization	-	-	-	-	-	-	-	-	-
Disposals during the year	-	-	-	-	-	-	-	-	-
Write-offs during the year	-	-	-	-	-	-	-	-	-
Revaluation during the year	-	-	-	-	-	-	-	-	-
Transfer/ adjustments	-	-	-	-	-	-	-	-	-
<b>Balance as on Ashadh 32, 2079</b>	-	-	-	-	-	-	-	-	-
Additions during the year									
Acquisition	-	-	-	6,372,013	1,887,301	1,398,970	6,487,080	-	16,145,364
Capitalization	-	-	-	-	-	-	-	-	-
Disposals during the year	-	-	-	-	-	-	-	-	-
Write-offs during the year	-	-	-	-	-	-	-	-	-
Revaluation during the year	-	-	-	-	-	-	-	-	-
Transfer/ adjustments	-	-	-	-	-	-	-	-	-
<b>Balance as on Ashadh 31, 2080</b>	-	-	-	6,372,013	1,887,301	1,398,970	6,487,080	-	16,145,364
<b>Accumulated depreciation and impairment</b>									
<b>As on Shrawan 1, 2078</b>	-	-	-	-	-	-	-	-	-
Additions during the year	-	-	-	-	-	-	-	-	-
Disposals during the year	-	-	-	-	-	-	-	-	-
Write-offs during the year	-	-	-	-	-	-	-	-	-
Impairment during the year	-	-	-	-	-	-	-	-	-
Transfer/ adjustments	-	-	-	-	-	-	-	-	-
<b>Balance as on Ashadh 32, 2079</b>	-	-	-	-	-	-	-	-	-
Additions during the year	-	-	-	407,702	162,308	100,517	227,492	-	898,019
Disposals during the year	-	-	-	-	-	-	-	-	-
Write-offs during the year	-	-	-	-	-	-	-	-	-
Impairment during the year	-	-	-	-	-	-	-	-	-
Transfer/ adjustments	-	-	-	-	-	-	-	-	-
<b>Balance as on Ashadh 31, 2080</b>	-	-	-	407,702	162,308	100,517	227,492	-	898,019

Particulars	Land	Buildings	Leasehold Improvement	Furniture & Fixtures	Computers and IT Equipments	Office Equipment	Vehicles	Other Assets	Total
<b>Capital Work-In-Progress</b>									
<b>As on Shrawan 1, 2078</b>	-	-	-	-	-	-	-	-	-
Additions during the year	-	-	-	-	-	-	-	-	-
Capitalisation during the year	-	-	-	-	-	-	-	-	-
Disposals during the year	-	-	-	-	-	-	-	-	-
Impairment during the year	-	-	-	-	-	-	-	-	-
Balance as on Ashadh 32, 2079	-	-	-	-	-	-	-	-	-
Additions during the year	-	-	-	-	-	-	-	-	-
Capitalisation during the year	-	-	-	-	-	-	-	-	-
<b>Disposals during the year</b>	-	-	-	-	-	-	-	-	-
Impairment during the year	-	-	-	-	-	-	-	-	-
Balance as on Ashadh 31, 2080	-	-	-	-	-	-	-	-	-
Net Carrying Amount									
As on Ashadh 32, 2079	-	-	-	-	-	-	-	-	-
As on Ashadh 31, 2080	-	-	-	5,964,311	1,724,993	1,298,453	6,259,588	-	15,247,345
<b>Right-of-Use Assets (after Implementation of NFRS 16)</b>									
<b>Gross carrying amount</b>									
<b>As on Shrawan 1, 2078</b>	-	-	-	-	-	-	-	-	-
Additions during the year	-	-	-	-	-	-	-	-	-
Disposals during the year	-	-	-	-	-	-	-	-	-
Write-offs during the year	-	-	-	-	-	-	-	-	-
Revaluation during the year	-	-	-	-	-	-	-	-	-
Transfer/Adjustment	-	-	-	-	-	-	-	-	-
<b>Balance as on Ashadh 32, 2079</b>	-	-	-	-	-	-	-	-	-
Additions during the year	-	-	14,956,898	-	-	-	-	-	14,956,898
Disposals during the year	-	-	-	-	-	-	-	-	-
Write-offs during the year	-	-	-	-	-	-	-	-	-
Revaluation during the year	-	-	-	-	-	-	-	-	-
Transfer/Adjustment	-	-	-	-	-	-	-	-	-
<b>Balance as on Ashadh 31, 2080</b>	-	-	14,956,898	-	-	-	-	-	14,956,898

Particulars	Land	Buildings	Leasehold Improvement	Furniture & Fixtures	Computers and IT Equipments	Office Equipment	Vehicles	Other Assets	Total
<b>Accumulated depreciation</b>									
<b>As on Shrawan 1, 2078</b>	-	-	-	-	-	-	-	-	-
Additions during the year	-	-	-	-	-	-	-	-	-
Disposals during the year	-	-	-	-	-	-	-	-	-
Write-offs during the year	-	-	-	-	-	-	-	-	-
Impairment during the year	-	-	-	-	-	-	-	-	-
Transfer/adjustments	-	-	-	-	-	-	-	-	-
Balance as on Ashadh 32, 2079	-	-	-	-	-	-	-	-	-
Additions during the year	-	-	1,152,110	-	-	-	-	-	1,152,110
<b>Disposals during the year</b>	-	-	-	-	-	-	-	-	-
Write-offs during the year	-	-	-	-	-	-	-	-	-
Impairment during the year	-	-	-	-	-	-	-	-	-
Transfer/adjustments	-	-	-	-	-	-	-	-	-
<b>Balance as on Ashadh 31, 2080</b>	-	-	1,152,110	-	-	-	-	-	1,152,110
<b>Net Carrying Amount</b>									
<b>As on Ashadh 32, 2079</b>	-	-	-	-	-	-	-	-	-
<b>As on Ashadh 31, 2080</b>	-	-	13,804,788	-	-	-	-	-	13,804,788
<b>Grand Total</b>									
<b>As on Ashadh 32, 2079</b>	-	-	-	-	-	-	-	-	-
<b>As on Ashadh 31, 2080</b>	-	-	13,804,788	5,964,311	1,724,993	1,298,453	6,259,588	-	29,052,133



## 6. Investment Properties

### Investment Properties at Cost

Fig. in NPR

Particulars	Land	Building	Total
<b>Gross carrying amount</b>			
<b>As at Shrawan 1, 2078</b>	-	-	-
Additions during the year			-
Acquisition	-	-	-
Subsequent Expenditure	-	-	-
Assets classified as held for sales	-	-	-
Disposals during the year	-	-	-
Transfer/Adjustments	-	-	-
<b>Balance as at Ashadh 32, 2079</b>	-	-	-
Additions during the year			
Acquisition	-	-	-
Subsequent Expenditure	-	-	-
Assets classified as held for sales	-	-	-
Disposals during the year	-	-	-
Transfer/Adjustments	-	-	-
<b>Balance as at Ashadh 31, 2080</b>	-	-	-
			-
<b>Accumulated depreciation and impairment</b>			-
<b>As at Shrawan 1, 2078</b>	-	-	-
Additions during the year	-	-	-
Disposals during the year	-	-	-
Impairment during the year	-	-	-
Transfer/Adjustments	-	-	-
<b>Balance as at Ashadh 32, 2079</b>	-	-	-
Additions during the year	-	-	-
Disposals during the year	-	-	-
Impairment during the year	-	-	-
Transfer/Adjustments	-	-	-
<b>Balance as at Ashadh 31, 2080</b>	-	-	-
<b>Capital Work-In-Progress</b>			-
<b>As on Shrawan 1, 2078</b>	-	-	-
Additions during the year	-	-	-
Capitalisation during the year	-	-	-
Disposals during the year	-	-	-
Impairment during the year	-	-	-
<b>Balance as on Ashadh 32, 2079</b>	-	-	-
Additions during the year	-	-	-
Capitalisation during the year	-	-	-
Disposals during the year	-	-	-
Impairment during the year	-	-	-
<b>Balance as on Ashadh 31, 2080</b>	-	-	-
			-
<b>Net Carrying Amount</b>			-
<b>Net Balance As At Ashad 31, 2079</b>	-	-	-
<b>Net Balance As At Ashad 31, 2080</b>	-	-	-

**(i) Amounts recognised in statement of profit or loss**

Particulars	Current Year	Previous Year
Rental income	-	-
Direct operating expenses from property that generated rental income	-	-
Direct operating expenses from property that didn't generated rental income	-	-
Profit from investment properties before depreciation	-	-
Depreciation charge	-	-
<b>Profit from investment properties</b>	<b>-</b>	<b>-</b>

**(ii) Fair value of investment properties:**

Particulars	Current Year	Previous Year
Land	-	-
Building	-	-
<b>Total</b>	<b>-</b>	<b>-</b>

**Notes on Fair Value:**

The Company obtains independent valuations for its investment properties. The best evidence of fair value is current prices in an active market for similar properties. Where such information is not available, the Company consider information from a variety of sources including :

- i) current prices in an active market for properties of different nature or recent prices of similar properties in less active markets, adjusted to reflect those differences,
- ii) discounted cash flow projections based on reliable estimates of future cash flows,
- iii) capitalised income projections based upon a property's estimated net market income, and a capitalization rate derived from an analysis of market evidence.

(iii) Disclosure on restriction on the realisability of investment properties:

(iv) Contractual obligations:

OR

**Investment Properties at Fair Value**

Particulars	Land	Building	Total
<b>Gross carrying amount</b>			
<b>As at Shrawan 1, 2078</b>	-	-	-
Additions during the year	-	-	-
Disposals during the year	-	-	-
Net changes in Fair Value	-	-	-
Transfer/Adjustments	-	-	-
<b>Balance as at Ashadh 32, 2079</b>	-	-	-
Additions during the year	-	-	-
Disposals during the year	-	-	-
Net changes in Fair Value	-	-	-
Transfer/Adjustments	-	-	-
<b>Balance as at Ashadh 31, 2080</b>	-	-	-
			-
<b>Capital Work-In-Progress</b>			-
<b>As on Shrawan 1, 2078</b>	-	-	-
Additions during the year	-	-	-
Capitalisation during the year	-	-	-
Disposals during the year	-	-	-
Impairment during the year	-	-	-
<b>Balance as on Ashadh 32, 2079</b>	-	-	-
Additions during the year	-	-	-
Capitalisation during the year	-	-	-
Disposals during the year	-	-	-
Impairment during the year	-	-	-
<b>Balance as on Ashadh 31, 2080</b>	-	-	-
			-
<b>Net Carrying Amount</b>			-
<b>Net Balance As At Ashad 31, 2079</b>	-	-	-
<b>Net Balance As At Ashad 31, 2080</b>	-	-	-

## 7. Deferred Tax Assets/(Liabilities)

Fig. in NPR

Particulars	Current Year			Previous Year		
	Through SOPL	Through SOCI	Total	Through SOPL	Through SOCI	Total
Goodwill & Intangible Assets	-		-			-
Property and Equipment						-
Financial Assets at FVPTL			-			-
Financial Assets at FVTOCI			-			-
Provision for Leave	346,446.00		346,446.00			-
Provision for Gratuity						
Impairment Loss on Financial Assets			-			-
Impairment Loss on Other Assets			-			-
Unearned Premiums Reserve	-		-			
Premium Deficiency Reserve						
IBNR and IBNER Claims						
Margin For Adverse Deviation						
Carry forward of unused tax losses						
Changes in tax rate						
Lease Equalisation Reserve						
Others (specify if any)						
<b>Total</b>	<b>(291,248.97)</b>	<b>-</b>	<b>(291,248.97)</b>	<b>-</b>	<b>-</b>	<b>-</b>
Deferred Tax Asstes			-			-
<b>Deferred Tax Liabilities</b>	<b>(87,374.69)</b>		<b>(87,374.69)</b>			<b>-</b>

## Movements in deferred tax Assets/ (Liabilities)

Fig. in NPR

Particulars	Current Year			Previous Year		
	SOPL	SOCI	Total	SOPL	SOCI	Total
<b>As at Shrawan 1, 2079</b>						
Charged/(Credited) to Statement of Profit or Loss						
Charged/(Credited) to Other Comprehensive Income						
<b>As at Ashadh 31, 2080</b>			<b>-</b>	<b>-</b>		

## 8. Investment in Subsidiaries

Fig. in NPR

Particulars	Current Year	Previous Year
Investment in Quoted Subsidiaries	-	-
Investment in Unquoted Subsidiaries	-	-
Less: Impairment Losses		
<b>Total</b>	-	-

### Investment in Quoted Subsidiaries

Particulars	Current Year		Previous Year	
	Cost	Fair Value	Cost	Fair Value
..... Shares of ..... Rs. Each of ..... Ltd.	-	-	-	-
..... Shares of ..... Rs. Each of ..... Ltd.	-	-	-	-
<b>Total</b>	-	-	-	-

### Investment in Unquoted Subsidiaries

Particulars	Current Year		Previous Year	
	Cost	Fair Value	Cost	Fair Value
..... Shares of ..... Rs. Each of ..... Ltd.	-	-	-	-
..... Shares of ..... Rs. Each of ..... Ltd.	-	-	-	-
<b>Total</b>	-	-	-	-

### Information Relating to Subsidiaries

Particulars	Percentage of Ownership	
	Current Year	Previous Year
..... Shares of ..... Rs. Each of ..... Ltd.	-	-
..... Shares of ..... Rs. Each of ..... Ltd.	-	-
..... Shares of ..... Rs. Each of ..... Ltd.	-	-
..... Shares of ..... Rs. Each of ..... Ltd.	-	-

## 9. Investment in Associates

Fig. in NPR

Particulars	Current Year	Previous Year
Investment in Quoted Associates	-	-
Investment in Unquoted Associates	-	-
Less: Impairment Losses	-	-
<b>Total</b>	-	-

### Investment in Quoted Associates

Particulars	Current Year			Previous Year		
	Cost	Fair Value	(or) Equit Method	Cost	Fair Value	(or) Equit Method
..... Shares of ..... Rs. Each of ..... Ltd.	-	-	-	-	-	-
..... Shares of ..... Rs. Each of ..... Ltd.	-	-	-	-	-	-
Add: Share of Profit or Loss for Earlier Years	-	-	-	-	-	-
Add: Share of Profit or Loss for Current Year	-	-	-	-	-	-
<b>Total</b>	-	-	-	-	-	-

### Investment in Unquoted Associates

Particulars	Current Year			Previous Year		
	Cost	Fair Value	(or) Equit Method	Cost	Fair Value	(or) Equit Method
..... Shares of ..... Rs. Each of ..... Ltd.	-	-	-	-	-	-
..... Shares of ..... Rs. Each of ..... Ltd.	-	-	-	-	-	-
Add: Share of Profit or Loss for Earlier Years	-	-	-	-	-	-
Add: Share of Profit or Loss for Current Year	-	-	-	-	-	-
<b>Total</b>	-	-	-	-	-	-

### Information Relating to Associates

Particulars	Current Year	Previous Year
Name	-	-
Place of Business	-	-
Accounting Method	-	-
% of Ownership	-	-
Current Assets	-	-
Non-Current Assets	-	-
Current Liabilities	-	-
Non-Current Liabilities	-	-
<b>Income</b>		
Net Profit or Loss	-	-
Other Comprehensive Income	-	-
Total Comprehensive Income	-	-
<b>Company's share of profits</b>		
Net Profit or Loss	-	-
Other Comprehensive Income	-	-

## 10. Investments

Fig. in NPR

Particulars	Current Year	Previous Year
<b>Investments measured at Amortised Cost</b>	<b>467,500,000.00</b>	<b>-</b>
i) Investment in Preference Shares of Bank and Financial Institutions		
ii) Investment in Debentures		
iii) Investment in Bonds (Nepal Government/ NRB/ Guaranteed by Nepal Government)		
iv) Fixed Deposits in "A" Class Financial Institutions	467,500,000.00	
v) Fixed Deposits in Infrastructure Banks		
vi) Fixed Deposits in "B" Class Financial Institutions		
vii) Fixed Deposits in "C" Class Financial Institutions		
viii) Others ( to be Specified)		
Less: Impairment Losses		
<b>Investments at FVTOCI</b>	<b>-</b>	<b>-</b>
i) Investment in Equity Instruments (Quoted)		
ii) Investment in Equity Instruments (Unquoted)		
iii) Investment in Mutual Funds		
iv) Investment in Debentures		
v) Others ( to be Specified)		
<b>Investments at FVTPL</b>	<b>-</b>	<b>-</b>
i) Investment in Equity Instruments (Quoted)		
ii) Investment in Equity Instruments (Unquoted)		
iii) Investment in Mutual Funds		
iv) Investment in Debentures		
v) Others ( to be Specified)		
<b>Total</b>	<b>467,500,000.00</b>	<b>-</b>

### a) Details of Impairment Losses

Particulars	Current Year	Previous Year
Investment in Preference Shares of Bank and Financial Institutions	-	-
Investment in Debentures	-	-
Investment in Bonds (Nepal Government/NRB/Guaranteed by Nepal Government)	-	-
Fixed Deposit with "A" Class Financial Institutions	-	-
Fixed Deposit with Infrastructure Banks	-	-
Fixed Deposit with "B" Class Financial Institutions	-	-
Fixed Deposit with "C" Class Financial Institutions	-	-
Others (to be Specified)	-	-
<b>Total</b>	<b>-</b>	<b>-</b>

**b) Investments having expected maturities less than 12 months:**

Particulars	Current Year	Previous Year
Investment in Equity Instruments (Quoted)	-	-
Investment in Equity Instruments (Unquoted)	-	-
Investment in Mutual Funds	-	-
Investment in Preference Shares of Bank and Financial Institutions	-	-
Investment in Debentures	-	-
Investment in Bonds (Nepal Government/NRB/Guaranteed by Nepal Government)	-	-
Fixed Deposit with "A" Class Financial Institutions	50,000,000.00	-
Fixed Deposit with Infrastructure Banks	-	-
Fixed Deposit with "B" Class Financial Institutions	-	-
Fixed Deposit with "C" Class Financial Institutions	-	-
Others (to be Specified)	-	-
<b>Total</b>	<b>50,000,000.00</b>	-

**c) Information relating to investment in equity instruments**

Particulars	Current Year		Previous Year	
	Cost	Fair Value	Cost	Fair Value
<b>Investment in Equity Instruments (Quoted)</b>	-	-	-	-
.....Ltd....shares of Rs....Each	-	-	-	-
.....Ltd....shares of Rs....Each	-	-	-	-
.....Ltd....shares of Rs....Each	-	-	-	-
<b>Investment in Equity Instruments (Unquoted)</b>	-	-	-	-
.....Ltd....shares of Rs....Each	-	-	-	-
.....Ltd....shares of Rs....Each	-	-	-	-
.....Ltd....shares of Rs....Each	-	-	-	-

**d) The company has earmarked investments amounting to NPR 367,500,000 To Nepal Insurance Authority.**



## 11. Loans

Fig. in NPR

Particulars	Current Year	Previous Year
<b>Loans measured at Amortised Cost</b>		
Loan to Employees	920,416.67	-
Others ( to be Specified)	-	-
Less: Impairment Losses	-	-
<b>Total</b>	<b>920,416.67</b>	<b>-</b>

### a) Expected repayment of loan within 12 months:

Particulars	Current Year	Previous Year
<b>Loan to Employees</b>	<b>234,999.96</b>	<b>-</b>
Others ( to be Specified)	-	-
<b>Total</b>	<b>234,999.96</b>	<b>-</b>

## 12. Reinsurance Assets

Particulars	Current Year	Previous Year
<b>Reinsurance Assets on:</b>		
Unearned Premium Reserve	287.62	-
Premium Deficiency Reserve		
Outstanding Claims		
IBNR and IBNER Claim		
Margin For Adverse Deviation		
Less: Impairment Losses		
<b>Total</b>	<b>287.62</b>	<b>-</b>

## 13. Insurance Receivables

Particulars	Current Year	Previous Year
<b>Receivable from Reinsurer</b>		
Receivable from Other Insurance Companies		
Others( to be Specified)		
Less: Impairment Losses		
<b>Total</b>	<b>-</b>	<b>-</b>

### a) Expected receivable within 12 months:

Particulars	Current Year	Previous Year
<b>Receivable from Reinsurer</b>		
Receivable from Other Insurance Companies		
Others (to be Specified)		
<b>Total</b>	<b>-</b>	<b>-</b>

#### 14. Other Assets

Fig. in NPR

Particulars	Current Year	Previous Year
Capital Advances		
Prepaid Expenses	55,912.02	
Claim Advances		
Advance To Suppliers		
VAT Receivable	3,226,349.57	
Staff Advances		
Printing and Stationary Stocks		
Stamp Stocks		
Deferred Expenses		
Deferred Reinsurance Commission Expenses		
Deferred Agent Commission Expenses		
Lease Receivables		
Others (to be specified)		
Less: Impairment Losses		
<b>Total</b>	<b>3,282,261.59</b>	<b>-</b>

#### a) Expected to be recovered/ settled within 12 months:

Particulars	Current Year	Previous Year
Capital Advances		
Prepaid Expenses	55,912.02	
Claim Advances		
Advance To Suppliers		
Staff Advances		
VAT Receivable	3,226,349.57	
Printing and Stationary Stocks		
Stamp Stocks		
Deferred Expenses		
Deferred Reinsurance Commission Expenses		
Deferred Agent Commission Expenses		
Lease Receivables		
Others (to be specified)		
<b>Total</b>	<b>3,282,261.59</b>	<b>-</b>

#### 15. Other Financial Assets

Particulars	Current Year	Previous Year
Security Deposits	210,000.00	
Accured Interest		
Other Receivables	330,227.30	
Other Deposits	300,000.00	
Sundry Debtors		
Other (to be Specified)		
Less: Impairment Losses		
<b>Total</b>	<b>840,227.30</b>	<b>-</b>

a) Expected maturities within 12 months:

Particulars	Current Year	Previous Year
Security Deposits		
Accrued Interest		
Other Receivables	330,227.30	
Other Deposits	300,000.00	
Sundry Debtors		
Other ( to be Specified)		
<b>Total</b>	<b>630,227.30</b>	<b>-</b>

16. Cash and Cash Equivalent

Particulars	Current Year	Previous Year
Cash in Hand (As Certified By Management)		
Cheque in Hand		
Bank Balances		
i) Balance With "A" Class Financial Institutions	32,072,351.52	
ii) Balance With Infrastructure Banks		
iii) Balance With "B" Class Financial Institutions		
iv) Balance With "C" Class Financial Institutions		
Less: Impairment Losses		
Deposit with initial maturity upto 3 months		
Others ( to be Specified)		
Less: Impairment Losses		
<b>Total</b>	<b>32,072,351.52</b>	<b>-</b>

17 (a). Share Capital

Fig. in NPR

Particulars	Current Year	Previous Year
Ordinary Shares		
As at Shrawan 1, 2079		
Additions during the year		
i) Bonus Share Issue		
ii) Share Issue	525,000,000.00	
As at Ashadh 31, 2080	525,000,000.00	
Convertible Preference Shares (Equity Component Only)		
As at Shrawan 1, 2079		
Additions during the year		
As at Ashadh 31, 2080		
Irredeemable Preference Shares (Equity Component Only)		
As at Shrawan 1, 2079		
Additions during the year		
As at Ashadh 31, 2080		
<b>Total</b>	<b>525,000,000.00</b>	<b>-</b>

(i) Ordinary Shares

Particulars	Current Year	Previous Year
<b>Authorised Capital:</b>		
10,000,000 Ordinary Shares of Rs. 100 Each	1,000,000,000.00	
<b>Issued Capital:</b>		
75,00,000 Ordinary Shares of Rs. 100 Each.	750,000,000.00	
<b>Subscribed and Paid Up Capital:</b>		
5,250,000 Ordinary Shares of Rs. 100 Each	525,000,000.00	
<b>Total</b>	<b>525,000,000.00</b>	<b>-</b>

(ii) Preference Share Capital

Particulars	Current Year	Previous Year
<b>Authorised Capital:</b>		
..... Convertible Preference Shares of Rs. .... Each		
.....Irredeemable Preference Shares of Rs. .... Each		
<b>Issued Capital:</b>		
..... Convertible Preference Shares of Rs. .... Each		
.....Irredeemable Preference Shares of Rs. .... Each		
<b>Subscribed and Paid Up Capital:</b>		
..... Convertible Preference Shares of Rs. .... Each		
.....Irredeemable Preference Shares of Rs. .... Each		
<b>Total</b>	<b>-</b>	<b>-</b>

### Shareholding Structure of Share Capital

Particulars	Number of Shares		Percentage	
	Current Year	Previous Year	Current Year	Previous Year
<b>Promoters</b>				
Government of Nepal	-	-	-	-
Nepali Organized Institutions	1,643,000.00	-	31.30%	-
Nepali Citizens	3,607,000.00	-	68.70%	-
Foreigners				
Others ( to be Specified)				
<b>Total (A)</b>	<b>5,250,000.00</b>	<b>-</b>	<b>100%</b>	<b>-</b>
<b>Other than Promoters</b>				
General Public	-	-	-	-
Others ( to be Specified)	-	-	-	-
<b>Total (B)</b>	<b>-</b>	<b>-</b>	<b>-</b>	<b>-</b>
<b>Total(A+B)</b>	<b>5,250,000.00</b>	<b>-</b>	<b>100%</b>	<b>-</b>

### Details of shareholders holding 1% or more than 1% of the aggregate shares in the Company:

Particulars	Number of Shares		Percentage	
	Current Year	Previous Year	Current Year	Previous Year
Latika Golyan	75,000	-	1.43%	-
Printcell Imaging Pvt. Ltd.	110,000	-	2.10%	-
Sulochana Agarwal	100,000	-	1.90%	-
Lila Agarwal	100,000	-	1.90%	-
Prem Gurung and Group Pvt. Ltd.	125,000	-	2.38%	-
Rahisha Shah Shrestha	300,000	-	5.71%	-
Hulas Autocraft Pvt. Ltd.	300,000	-	5.71%	-
Subham Dugar	300,000	-	5.71%	-
Leon Motors P. Ltd.	85,000	-	1.62%	-
Sakshi Bansal (Gupta)	75,000	-	1.43%	-
Centrum Capital Pvt. Ltd.	1,125,000	-	21.43%	-
Sarathi Capital Pvt. Ltd.	562,000	-	10.7%	-
Akanshya Gupta	75,000	-	1.43%	-
Dipak Bhatta	1,125,000	-	21.43%	-

**17(b). Share Application Money Pending Allotment**

Particulars	Current Year	Previous Year
Share Application Money Pending Allotment		
<b>Total</b>	-	-

**17(c). Share Premium**

Particulars	Current Year	Previous Year
As on Shrawan 1, 2079		
Increase due to issue of shares at premium		
Decrease due to issue of bonus shares		
Transaction costs on issue of share		
<b>As on Ashadh 31, 2080</b>	-	-

**17(d). Special Reserves**

Particulars	Current Year	Previous Year
As on Shrawan 1, 2079		
Additions	2,143,275.78	
Utilizations		
<b>As on Ashadh 31, 2080</b>	<b>2,143,275.78</b>	-

**17(e). Catastrophe Reserves**

Particulars	Current Year	Previous Year
As on Shrawan 1, 2079		
Additions	214,327.57	
Utilizations		
<b>As on Ashadh 31, 2080</b>	<b>214,327.57</b>	-

#### 17(f). Retained Earnings

Particulars	Current Year	Previous Year
As on Shrawan 1, 2079		
Net Profit or Loss	4,199,176.89	
Items of OCI recognised directly in retained earnings		
Remeasurement of Post-Employment Benefit Obligations		
Transfer to reserves		
Revaluation Reserves		
Special Reserves	(2,143,275.78)	
Capital Reserves		
Catastrophe Reserves	(214,327.57)	
Corporate Social Responsibility (CSR) Reserves	(42,865.51)	
Insurance Fund including Insurance Reserves		
Fair Value Reserves		
Actuarial Reserves		
Deferred Tax Reserves		
Regulatory Reserves		
Other Reserve(to be specified)		
Transfer of Depreciation on Revaluation of Property and Equipment		
Transfer of Disposal of Revalued Property and Equipment		
Transfer of Disposal of Equity Instruments Measured at FVTOCI		
Issue of Bonus Shares		
Transaction costs on issue of Shares		
Dividend Paid		
Dividend Distribution Tax		
<b>As on Ashadh 31, 2080</b>	<b>1,798,708.03</b>	<b>-</b>

#### 17(g). Other Equity

Particulars	Current Year	Previous Year
Revaluation Reserves		
Capital Reserves		
Corporate Social Responsibility (CSR) Reserves	42,865.51	
Insurance Fund including Insurance Reserves		
Fair Value Reserves		
Actuarial Reserves		
Deferred Tax Reserve		
Other Reserve (to be specified)		
<b>Total</b>	<b>42,865.51</b>	<b>-</b>

## 18. Provisions

Fig. in NPR

Particulars	Current Year	Previous Year
Provision for employee benefits		
i) Provision for Leave	346,446.00	
ii) Provision for Gratuity		
iii) Termination Benefits		
iv) Other Employee Benefit obligations (to be Specified)		
Provision for tax related legal cases		
Provision for non-tax related legal cases		
Others (to be Specified)		
<b>Total</b>	<b>346,446.00</b>	-

### (a) Movement of Provisions, Contingent Liabilities and Contingent Assets

Description	Opening Balance	Additions During the Year	Utilised During the Year	Reversed During the Year	Unwinding of Discount	Closing Balance
Provision for employee benefits						
i) Provision for Leave		346,446.00				346,446.00
ii) Provision for Gratuity						
iii) Termination Benefits						
iv) Other Employee Benefit obligations (to be Specified)						
Provision for tax related legal cases						
Provision for non-tax related legal cases						
Others (to be Specified)						

### (b) Provision with expected payouts within 12 months

Particulars	Current Year	Previous Year
Provision for employee benefits		
i) Provision for Leave	21,571.00	
ii) Provision for Gratuity		
iii) Termination Benefits		
iv) Other Employee Benefit obligations (to be Specified)		
Provision for tax related legal cases		
Provision for non-tax related legal cases		
Others (to be Specified)		

## 19. Gross Insurance Contract Liabilities

Particulars	Current Year	Previous Year
Unearned Premium Reserve	1,438.08	
Premium Deficiency Reserve		
Outstanding Claims		
IBNR and IBNER Claim		
Margin For Adverse Deviation		
Others		
<b>Total</b>	<b>1,438.08</b>	-



19.1 Gross Insurance Contract Liabilities  
 a) Gross Insurance Contract Liability

Fig. in NPR

Particulars	Line of Business										Total	
	Property	Motor	Marine	Engineering	Micro	Aviation	Cattle and Crop	Miscellaneous				
<b>As at Shrawan 1, 2079</b>												
Unearned Premium Reserve												-
Premium Deficiency Reserve												-
Outstanding Claims												-
IBNR and IBNER Claims												-
Margin For Adverse Deviation												-
Others												-
<b>Total Balance As at Shrawan 1, 2079</b>	-	-	-	-	-	-	-	-	-	-	-	-
<b>Changes during the year</b>												
Unearned Premiums Reserve	1,438.08											1,438.08
Premium Deficiency Reserve												-
Outstanding Claims												-
IBNR and IBNER Claims												-
Margin For Adverse Deviation												-
Others												-
<b>Total changes during the year</b>	<b>1,438.08</b>	-	-	-	-	-	-	-	-	-	-	<b>1,438.08</b>
<b>As at Ashadh 31, 2080</b>												
Unearned Premiums Reserve	1,438.08											1,438.08
Premium Deficiency Reserve												-
Outstanding Claims												-
IBNR and IBNER Claims												-
Margin For Adverse Deviation												-
Others												-
<b>Total Balance As at Ashadh 31, 2080</b>	<b>1,438.08</b>	-	-	-	-	-	-	-	-	-	-	<b>1,438.08</b>

b) Reinsurance Assets

Fig. in NPR

Particulars	Line of Business										Total	
	Property	Motor	Marine	Engineering	Micro	Aviation	Cattle and Crop	Miscellaneous				
<b>As at Shrawan 1, 2079</b>												
Unearned Premiums Reserve												-
Premium Deficiency Reserve												-
Outstanding Claims												-
IBNR and IBNER Claims												-
Margin For Adverse Deviation												-
Others												-
<b>Total Balance As at Shrawan 1, 2079</b>	-	-	-	-	-	-	-	-	-	-	-	-
<b>Changes during the year</b>												
Unearned Premiums Reserve	287.62											287.62
Premium Deficiency Reserve												-
Outstanding Claims												-
IBNR and IBNER Claims												-
Margin For Adverse Deviation												-
Others												-
<b>Total changes during the year</b>	<b>287.62</b>	-	-	-	-	-	-	-	-	-	-	<b>287.62</b>
<b>As at Ashadh 31, 2080</b>												
Unearned Premiums Reserve	287.62											287.62
Premium Deficiency Reserve												-
Outstanding Claims												-
IBNR and IBNER Claims												-
Margin For Adverse Deviation												-
Others												-
<b>Total Balance As at Ashadh 31, 2080</b>	<b>287.62</b>	-	-	-	-	-	-	-	-	-	-	<b>287.62</b>

19.2 Disclosure of Outstanding claim

S.no	Type of insurance	Outstanding claim for claims intimated during the year (A)	Unclaimed Fund			Gross outstanding claim (A+B)	Reinsurance share (C)	Net Outstanding Claim (A+B-C)
			Outstanding claim for claims intimated during the previous 1 year	Outstanding claim for claims intimated during the previous 2 year	Outstanding claim for claims intimated during the previous 3 year			
1	Property					-	-	-
2	Motor					-	-	-
3	Marine					-	-	-
4	Engineering					-	-	-
5	Micro					-	-	-
6	Aviation					-	-	-
7	Cattle and Crop					-	-	-
8	Miscellaneous					-	-	-
	<b>Total</b>	-	-	-	-	-	-	-

## 20. Insurance Payable

Fig. in NPR

Particulars	Current Year	Previous Year
Payable to Reinsurer	230.56	
Payable to Other Insurance Companies		
Portfolio Withdrawal Premium		
Outstanding Withdrawal Claims		
Others (to be Specified)		
<b>Total</b>	<b>230.56</b>	<b>-</b>

### Payable within 12 months:

Particulars	Current Year	Previous Year
Payable to Reinsurer	230.56	
Payable to other Insurance Companies		
Portfolio Withdrawal Premium		
Outstanding Withdrawal Claims		
Others (to be Specified)		
<b>Total</b>	<b>230.56</b>	<b>-</b>

## 21. Current Tax Assets/(Liabilities) (Net)

Particulars	Current Year	Previous Year
Income Tax Liabilities	1,714,693.10	
Income Tax Assets	2,517,727.05	
<b>Total</b>	<b>803,033.95</b>	<b>-</b>

## 22. Borrowings

Particulars	Current Year	Previous Year
Bonds		
Debentures		
Term Loans-Bank and Financial Institution		
Bank Overdrafts		
Others (to be Specified)		
<b>Total</b>	<b>-</b>	<b>-</b>

### Payable within 12 months:

Particulars	Current Year	Previous Year
Bonds		
Debentures		
Term Loans-Bank and Financial Institution		
Bank Overdrafts		
Others (to be Specified)		
<b>Total</b>	<b>-</b>	<b>-</b>

### 23. Other Liabilities

Fig. in NPR

Particulars	Current Year	Previous Year
TDS Payable	413,586.37	-
VAT Payable (Reverse VAT)	3,250.00	-
Unidentified deposits	-	-
Advance Premiums	-	-
Insurance Service Fee Payable	7.25	-
Lease Liability	13,895,461.14	-
Deferred Reinsurance Commission Income	57.50	-
Deferred Income	-	-
Expenses Payable	102,663.64	-
<b>Total</b>	<b>14,415,025.90</b>	<b>-</b>

#### Payable within 12 months:

Particulars	Current Year	Previous Year
TDS Payable	413,586.37	-
VAT Payable	-	-
Unidentified Deposits	-	-
Advance Premiums	-	-
Insurance Service Fee Payable	7.25	-
Lease Liability	1,853,444.75	-
Deferred Reinsurance Commission Income	-	-
Deferred Income	-	-
Others(to be specified)	102,663.64	-
<b>Total</b>	<b>2,369,702.01</b>	<b>-</b>

### 24. Other Financial Liabilities

Particulars	Current Year	Previous Year
Redeemable Preference Shares		
Irredeemable Cumulative Preference Shares		
Refundable Share Application Money		
Payable to Insured		
Payable to Agents		
Payable to Surveyor		
Sundry Creditors		
Retention and deposits		
Short-term employee benefits payable		
i) Salary Payables		
ii) Bonus Payables	666,804.96	
iii) Leave encashment	-	
iii) Other employee benefit payable ( SSF payable)	715,617.97	
Audit Fees Payable	147,750.00	
Actuarial Fees Payable	21,250.00	
Dividend Payable		
<b>Others (to be specified)</b>		
<b>Total</b>	<b>1,551,422.93</b>	<b>-</b>

**Payable within 12 months:**

Particulars	Current Year	Previous Year
Redeemable Preference Shares		
Irredeemable Cumulative Preference Shares		
Refundable Share Application Money		
Payable to Insured		
Payable to Agents		
Payable to Surveyor		
Sundry Creditors		
Retention and deposits		
Short-term employee benefits payable		
i) Salary Payables		
ii) Bonus Payables	666,804.96	
iii) Leave encashment	-	
iv) SSF payable	715,617.97	
Audit Fees Payable	147,750.00	
Actuarial Fees Payable	21,250.00	
Dividend Payable	-	
<b>Others (to be specified)</b>		
<b>Total</b>	<b>1,551,422.93</b>	<b>-</b>

## 25. Gross Earned Premiums

Fig.in NPR

Particulars	Direct Premiums		Premium on Reinsurance Accepted		Gross Change in Unearned Premium		Gross Earned Premiums	
	Current Year	Previous Year	Current Year	Previous Year	Current Year	Previous Year	Current Year	Previous Year
Property	1,450.00	-			(1,438.08)		11.92	-
Motor	-	-					-	-
Marine	-	-					-	-
Engineering	-	-					-	-
Micro	-	-					-	-
Aviation	-	-					-	-
Cattle and Crop	-	-					-	-
Miscellaneous	-	-					-	-
<b>Total</b>	<b>1,450.00</b>	<b>-</b>	<b>-</b>	<b>-</b>	<b>(1,438.08)</b>	<b>-</b>	<b>11.92</b>	<b>-</b>

### Direct Premiums

Particulars	New Business Premium		Renewal Premium		Co-Insurance Premium		Total Direct Premium	
	Current Year	Previous Year	Current Year	Previous Year	Current Year	Previous Year	Current Year	Previous Year
Property	1,450.00						1,450.00	-
Motor							-	-
Marine							-	-
Engineering							-	-
Micro							-	-
Aviation							-	-
Cattle and Crop							-	-
Miscellaneous							-	-
<b>Total</b>	<b>1,450.00</b>	<b>-</b>	<b>-</b>	<b>-</b>	<b>-</b>	<b>-</b>	<b>1,450.00</b>	<b>-</b>

## 26. Premiums Ceded

Particulars	Premium Ceded To Reinsurers		Reinsurer's Share of Change in Unearned Premiums		Premium Ceded	
	Current Year	Previous Year	Current Year	Previous Year	Current Year	Previous Year
Property	290.00		(287.62)		2.38	-
Motor					-	-
Marine					-	-
Engineering					-	-
Micro					-	-
Aviation					-	-
Cattle and Crop					-	-
Miscellaneous					-	-
<b>Total</b>	<b>290.00</b>	<b>-</b>	<b>(287.62)</b>	<b>-</b>	<b>2.38</b>	<b>-</b>

### Portfolio-wise detail of Net Earned Premiums

Particulars	Gross Earned Premiums		Premium Ceded		Net Earned Premium	
	Current Year	Previous Year	Current Year	Previous Year	Current Year	Previous Year
Property	11.92	-	2.38	-	9.54	-
Motor	-	-	-	-	-	-
Marine	-	-	-	-	-	-
Engineering	-	-	-	-	-	-
Micro	-	-	-	-	-	-
Aviation	-	-	-	-	-	-
Cattle and Crop	-	-	-	-	-	-
Miscellaneous	-	-	-	-	-	-
<b>Total</b>	<b>11.92</b>	<b>-</b>	<b>2.38</b>	<b>-</b>	<b>9.54</b>	<b>-</b>

### 27. Commission Income

Particulars	Reinsurance Commission Income		Deferred Commission Income		Profit Commission		Commission Income	
	Current Year	Previous Year	Current Year	Previous Year	Current Year	Previous Year	Current Year	Previous Year
Property	57.98	-	(57.50)	-	-	-	0.48	-
Motor							-	-
Marine							-	-
Engineering							-	-
Micro							-	-
Aviation							-	-
Cattle and Crop							-	-
Miscellaneous							-	-
<b>Total</b>	<b>57.98</b>	<b>-</b>	<b>(57.50)</b>	<b>-</b>	<b>-</b>	<b>-</b>	<b>0.48</b>	<b>-</b>

### 28. Other Direct Income

Particulars	Direct Income		Others (to be Specified)		Total Other Direct Income	
	Current Year	Previous Year	Current Year	Previous Year	Current Year	Previous Year
Property						-
Motor					-	-
Marine					-	-
Engineering					-	-
Micro					-	-
Aviation					-	-
Cattle and Crop					-	-
Miscellaneous					-	-
<b>Total</b>	<b>-</b>	<b>-</b>	<b>-</b>	<b>-</b>	<b>-</b>	<b>-</b>



## 29. Income from Investments & Loans

Particulars	Current Year	Previous Year
Interest Income from Financial Assets Designated at Amortised Costs		
i) Fixed Deposit with "A" Class Financial Institutions	16,784,847.07	-
ii) Fixed Deposit with Infrastructure Bank	-	-
iii) Fixed Deposit with "B" Class Financial Institutions	-	-
iv) Fixed Deposit with "C" Class Financial Institutions	-	-
v) Debentures	-	-
vi) Bonds (Nepal Government/ NRB/ Guaranteed by Nepal Government)	-	-
vii) Bank Deposits other than Fixed Deposit	-	-
xiii) Employee Loans	-	-
ix) Other Interest Income ( to be Specified)	-	-
Financial Assets Measured at FVTOCI		
i) Interest Income on Debentures	-	-
ii) Dividend Income	-	-
iii) Other Interest Income ( to be specified)	-	-
Financial Assets Measured at FVTPL		
i) Interest Income on Debentures	-	-
ii) Dividend Income	-	-
iii) Other Interest Income ( to be specified)	-	-
Rental Income	-	-
Others( to be Specified)	-	-
<b>Total</b>	<b>16,784,847.07</b>	<b>-</b>

### 30. Net Gain/ (Loss) on Fair Value Changes

Fig. in NPR

Particulars	Current Year	Previous Year
Changes in Fair Value of Financial Assets Measured at FVTPL		
i) Equity Instruments		
ii) Mutual Fund		
iii) Others (to be specified)		
Changes in Fair Value on Investment Properties		
Changes in Fair Value on Hedged Items in Fair Value Hedges		
Changes in Fair Value on Hedging Instruments in Fair Value Hedges		
Other ( to be Specified)		
<b>Total</b>	-	-

### 31. Net Realised Gains/ (Losses)

Particulars	Current Year	Previous Year
Realised Gain/(Losses) on Derecognition of Financial Assets Measured at FVTPL		
i) Equity Instruments		
ii) Mutual Fund		
iii) Debentures		
iv) Others (to be specified)		
Realised Gain/(Losses) on Derecognition of Financial Assets at Amortised Costs		
i) Debentures		
ii) Bonds		
iv) Others (to be specified)		
<b>Total</b>	-	-

### 32. Other Income

Particulars	Current Year	Previous Year
Unwinding of discount on Financial Assets at Amortised Cost		
i) Employee Loan		
ii) Bonds		
iii) Others (to be Specified)		
Foreign Exchange Income		
Interest Income from Finance Lease		
Amortization of Deferred Income		
Profit from disposal of Property and Equipment		
Amortization of Deferred Income		
Stamp Income	20.00	
Others (to be specified)		
<b>Total</b>	<b>20.00</b>	-

### 33. Gross Claims Paid and Claims Ceded

Fig. in NPR

Particulars	Gross Claims Paid		Claims Ceded		Net Claims Paid	
	Current Year	Previous Year	Current Year	Previous Year	Current Year	Previous Year
Property	-	-			-	-
Motor	-	-			-	-
Marine	-	-			-	-
Engineering	-	-			-	-
Micro	-	-			-	-
Aviation	-	-			-	-
Cattle and Crop	-	-			-	-
Miscellaneous	-	-			-	-
<b>Total</b>	-	-	-	-	-	-

#### 33.1 Details of Gross Claim Paid

Particulars	Claims Paid		Survey Fees		Total Claims Paid	
	Current Year	Previous Year	Current Year	Previous Year	Current Year	Previous Year
Property					-	-
Motor					-	-
Marine					-	-
Engineering					-	-
Micro					-	-
Aviation					-	-
Cattle and Crop					-	-
Miscellaneous					-	-
<b>Total</b>	-	-	-	-	-	-

### 34. Change in Insurance Contract Liabilities

Particulars	Gross Change in Insurance Contract Liabilities		Change in Reinsurance Assets		Net Change in Insurance Contract Liabilities	
	Current Year	Previous Year	Current Year	Previous Year	Current Year	Previous Year
Property						
Motor						
Marine						
Engineering						
Micro						
Aviation						
Cattle and Crop						
Miscellaneous						
<b>Total</b>	-	-	-	-	-	-

### 35. Commission Expenses

Fig. in NPR

Particulars	Commission Expenses on Direct Premiums		Commission Expenses on Premium on Reinsurance Accepted		Deferred Commission Expenses		Total Commission Expenses	
	Current Year	Previous Year	Current Year	Previous Year	Current Year	Previous Year	Current Year	Previous Year
Property							-	-
Motor							-	-
Marine							-	-
Engineering							-	-
Micro							-	-
Aviation							-	-
Cattle and Crop							-	-
Miscellaneous							-	-
<b>Total</b>	-	-	-	-	-	-	-	-

### 36. Service Fees Fig. in NPR

Particulars	Service Fees		Reinsurer's Share of Service Fees		Net Service Fees	
	Current Year	Previous Year	Current Year	Previous Year	Current Year	Previous Year
Property	7.25		1.46		5.79	-
Motor					-	-
Marine					-	-
Engineering					-	-
Micro					-	-
Aviation					-	-
Cattle and Crop					-	-
Miscellaneous					-	-
<b>Total</b>	7.25	-	1.46	-	5.79	-

Note: Service fee shall be calculated on the basis of gross written premium.

### 37. Other Direct Expenses

Particulars	Direct Expenses		Other(to be Specified)		Total Other Direct Expenses	
	Current Year	Previous Year	Current Year	Previous Year	Current Year	Previous Year
Property					-	-
Motor					-	-
Marine					-	-
Engineering					-	-
Micro					-	-
Aviation					-	-
Cattle and Crop					-	-
Miscellaneous					-	-
<b>Total</b>	-	-	-	-	-	-

### 38. Employee Benefits Expenses

Fig. in NPR

Particulars	Current Year	Previous Year
Salaries	2,308,445.07	-
Allowances	1,629,042.94	-
Festival Allowances	-	-
Defined Benefit Plans		
i) Gratuity		
ii) Others ( to be Specified)	-	
Defined Contribution Plans		
i) Provident Fund/ Social Security Fund	461,689.00	-
ii) Others ( to be specified)	-	-
Leave Encashments	346,446.00	-
Termination Benefits	-	-
Training Expenses	45,000.00	-
Uniform Expenses	-	-
Medical Expenses	-	-
Insurance Expenses	-	-
Staff Welfare Expenses	157,398.79	-
Wages	207,960.38	-
Sub Total	5,155,982.18	-
Employees Bonus	666,804.96	
<b>Total</b>	<b>5,822,787.14</b>	<b>-</b>

### 39. Depreciation and Amortization Expenses

Particulars	Current Year	Previous Year
Amortization of Goodwill & Intangible Assets (Refer Note. 4)	-	-
Depreciation on Property and Equipment(Refer Note.5 )	2,050,128.98	-
Depreciation on Investment Properties ( Refer Note. 6 )	-	-
<b>Total</b>	<b>2,050,128.98</b>	<b>-</b>

#### 40. Impairment Losses

Particulars	Current Year	Previous Year
Impairment Losses on Property and Equipment, Investment Properties and Goodwill & Intangible Assets		
i) Property and Equipment		
ii) Investment properties		
iii) Goodwill & Intangible Assets		
Impairment Losses on Financial Assets		
i) Investments		
ii) Loans		
iii) Other Financial Assets		
iv) Cash and Cash Equivalents		
v) Others ( to be Specified)		
Impairment Losses on Other Assets		
i) Reinsurance Assets		
ii) Insurance Receivables		
iii) Lease Receivables		
iv) Others (to be Specified)		
<b>Total</b>	-	-

#### 41. Other Operating Expenses

Fig.in NPR

Particulars	Current Year	Previous Year
Rent Expenses	-	-
Electricity and Water	118,196.78	-
Repair & Maintenance		
i) Building	-	-
ii) Vehicle	45,936.96	-
iii) Office Equipments	353.98	-
iv) Furniture and Fixture	15,200.00	-
Telephone & Communication	695,736.10	-
Printing & Stationary	187,084.21	-
Office Consumable Expenses	198,408.21	-
Travelling Expenses		
i) Domestic	102,250.00	-
ii) Foreign	-	-
Transportation & Fuel Expenses	196,990.00	-
Agent Training	-	-
Other Agent Expenses	-	-
Insurance Premium	10,998.94	-
Security & Outsourcing Expenses	53,000.00	-
Legal and Consulting Expenses	-	-
Newspapers, Books and Periodicals	-	-
Advertisement & Promotion Expenses	93,569.59	-
Business Promotion	60,896.84	-
Guest Entertainment	322,500.81	-
Gift and Donations	-	-
Board Meeting Fees and Expenses		
i) Meeting Allowances	-	-
ii) Other Allowances	-	-
Other Committee/ Sub-committee Expenses		
i) Meeting Allowances	-	-
ii) Other Allowances	-	-
General Meeting Expenses	-	-
Actuarial Service Fee	25,000.00	-
Other Actuarial Expenses	-	-
Audit Related Expenses		
i) Statutory Audit	100,000.00	-
ii) Tax Audit	25,000.00	-
iii) Long Form Audit Report	25,000.00	-
iv) Other Fees	-	-
v) Internal Audit	-	-
vi) Others( to be Specified)	-	-
Bank Charges	790.00	-
Fee and Charges	370,500.00	-
Postage Charges	4,215.00	-
Foreign Exchange Losses		
Fines and Penalties	5,000.00	-
Others (to be Specified)	20.00	-
Total	2,656,647.42	-
Miscellaneous Expenses	3,260.00	
Website Expenses	380,000.00	
<b>Total</b>	<b>2,325,044.66</b>	-

#### 42. Finance Cost

Particulars	Current Year	Previous Year
Unwinding of discount on Provisions		
Unwinding of discount on Financial Liabilities at Amortised Costs		
Interest Expenses - Bonds		
Interest Expenses - Debentures		
Interest Expenses - Term Loans		
Interest Expenses - Leases	254,063.08	
Interest Expenses - Overdraft Loans		
Others ( to be Specified)		
<b>Total</b>	<b>254,063.08</b>	-

#### 43. Income Tax Expense

##### a. Income Tax Expense

Particulars	Current Year	Previous Year
Current Tax		
i) Income Tax Expenses for the Year	1,714,693.10	-
ii) Income Tax Relating to Prior Periods	-	-
Deferred Tax For The Year		
i) Originating and reversal of temporary differences	87,374.69	-
ii) Changes in tax rate		-
iii) Recognition of previously unrecognised tax losses		-
iv) Write-down or reversal		-
v) Others ( to be Specified)		-
<b>Income Tax Expense</b>	<b>1,802,067.79</b>	-

##### b. Reconciliation of Taxable Profit & the Accounting Profit

Particulars	Current Year	Previous Year
Accounting Profit Before Tax	6,002,694.68	-
Applicable Tax Rate	30%	-
<b>Tax at the applicable rate on Accounting Profit</b>	<b>1,800,808.40</b>	-
Add: Tax effect of expenses that are not deductible for tax purpose	796,436.42	-
Less: Tax effect on exempt income and additional deduction	(882,568.97)	-
Less: Adjustments to Current Tax for Prior Periods	-	-
<b>Add: u/s 117</b>		-
<b>Add: u/s 118</b>		-
<b>Add: u/s 119</b>		-
<b>Add/ (Less): Others(to be Specified)</b>	-	-
<b>Income Tax Expense</b>	<b>1,714,675.85</b>	-
<b>Effective Tax Rate</b>	<b>28.57%</b>	-



#### 44. Employee Retirement Benefits

**a) Post Employment Benefit - Defined Contribution Plans**

For the year ended Ashadh 31, 2080 (July 16, 2023 ) the company has recognised an amount of NPR. 346,446 as an expenses under the defined contribution plans in the Statement of Profit or Loss.

**b) Post Employment Benefit - Defined Benefit Plans**

For Defined Benefit Plans, the cost of providing benefits is determined using the Projected Unit Credit Method, with Actuarial Valuations being carried out.

**c) Total Expenses Recognised in the Statement of Profit or Loss**

Particulars	Employee Benefit Plan		Any Other Funded Liability	
	Current Year	Previous Year	Current Year	Previous Year
Current service cost	346,446			
Past service cost				
Net interest cost (a-b)				
a. Interest expense on defined benefit obligation (DBO)				
b. Interest (income) on plan assets				
Defined benefit cost included in Statement of Profit or Loss	-	-	-	-
Others ( to be Specified)				
<b>Total</b>	<b>346,446</b>			

**d) Remeasurement effects recognised in Statement of Other Comprehensive Income (OCI)**

Particulars	Employee Benefit Plan		Any Other Funded Liability	
	Current Year	Previous Year	Current Year	Previous Year
a. Actuarial (gain)/ loss due to financial assumption changes in DBO				
b. Actuarial (gain)/ loss due to experience on DBO				
c. Return on plan assets (greater)/ less than discount rate				
<b>Total actuarial (gain)/ loss included in OCI</b>				

**e) Total cost recognised in Comprehensive Income**

Particulars	Employee Benefit Plan		Any Other Funded Liability	
	Current Year	Previous Year	Current Year	Previous Year
Cost recognised in Statement of Profit or Loss	346,446			
Remeasurements effects recognised in OCI				
<b>Total cost recognised in Comprehensive Income</b>	<b>346,446</b>			

**f) Change in Defined Benefit Obligation**

Particulars	Employee Benefit Plan		Any Other Funded Liability	
	Current Year	Previous Year	Current Year	Previous Year
Defined benefit obligation as at the beginning of the year				
Service cost	346,446.00			
Interest cost				
Benefit payments from plan assets				
Actuarial (gain)/ loss - financial assumptions				
Actuarial (gain)/ Loss - experience				
<b>Defined Benefit Obligation as at Year End</b>	<b>346,446</b>	-	-	-

**g) Change in Fair Value Of Plan Assets**

Particulars	Employee Benefit Plan		Any Other Funded Liability	
	Current Year	Previous Year	Current Year	Previous Year
Fair value of plan assets at end of prior year				
Interest Income				
Expected return on plan assets				
Employer contributions				
Participant contributions				
Benefit payments from plan assets				
Transfer in/ transfer out				
Actuarial gain/ (loss) on plan assets				
<b>Fair value of Plan Assets as at Year End</b>	-	-	-	-

**h) Net Defined Benefit Asset/(Liability)**

Particulars	Employee Benefit Plan		Any Other Funded Liability	
	Current Year	Previous Year	Current Year	Previous Year
Defined Benefit Obligation	346,446.00	-	-	-
Fair Value of Plan Assets				
<b>Liability/ (Asset) Recognised in Statement of Financial Position</b>	<b>346,446</b>	<b>-</b>	<b>-</b>	<b>-</b>

**i) Expected Company Contributions for the Next Year**

Particulars	Employee Benefit Plan		Any Other Funded Liability	
	Current Year	Previous Year	Current Year	Previous Year
Expected company contributions for the next year				

**j) Reconciliation of amounts in Statement of Financial Position**

Particulars	Employee Benefit Plan		Any Other Funded Liability	
	Current Year	Previous Year	Current Year	Previous Year
Net defined benefit liability/(asset) at prior year end				
Defined benefit cost included in Statement of Profit or Loss	346,446.00			
Total remeasurements included in OCI				
Acquisition/ divestment				
Employer contributions				
<b>Net defined benefit liability/(asset)</b>	<b>346,446.00</b>	<b>-</b>	<b>-</b>	<b>-</b>

**k) Reconciliation of Statement of Other Comprehensive Income**

Particulars	Employee Benefit Plan		Any Other Funded Liability	
	Current Year	Previous Year	Current Year	Previous Year
Cumulative OCI - (Income)/Loss, beginning of period				
Total remeasurements included in OCI				
<b>Cumulative OCI - (Income)/Loss</b>		<b>-</b>	<b>-</b>	<b>-</b>

**l) Current/Non - Current Liability**

Particulars	Employee Benefit Plan		Any Other Funded Liability	
	Current Year	Previous Year	Current Year	Previous Year
Current Liability	21,571.00			
Non - Current Liability	324,875.00			
<b>Total</b>	<b>346,446.00</b>	-	-	-

**m) Expected Future Benefit Payments**

Particulars	Employee Benefit Plan		Any Other Funded Liability	
	Current Year	Previous Year	Current Year	Previous Year
Within 1 year				
Between 1-2 years				
Between 2-5 years				
From 6 to 10				
<b>Total</b>		-	-	-

**n) Plan assets**

Particulars	Employee Benefit Plan		Any Other Funded Liability	
	Current Year (% Invested)	Previous Year (% Invested)	Current Year (% Invested)	Previous Year (% Invested)
Government Securities (Central and State)				
Corporate Bonds (including Public Sector bonds)				
Mutual Funds				
Deposits				
Cash and bank balances				
Others (to be Specified)				
<b>Total</b>		-	-	-

**o) Sensitivity Analysis**

Particulars	Employee Benefit Plan		Any Other Funded Liability	
	Current Year	Previous Year	Current Year	Previous Year
Effect in Defined Benefit Obligation Due to 1% Increase in Discount Rate	-28,359.00			
Effect in Defined Benefit Obligation Due to 1% Decrease in Discount Rate	33,337.00			
Effect in Defined Benefit Obligation Due to 1% Increase in Salary Escalation Rate	32,685.00			
Effect in Defined Benefit Obligation Due to 1% Decrease in Salary Escalation Rate	-28,359.00			
Effect in Defined Benefit Obligation Due to 1% Increase in Attrition Rate	-2,487.00			
Effect in Defined Benefit Obligation Due to 1% Decrease in Attrition Rate	2,868.00			

**p) Assumptions**

Particulars	Employee Benefit Plan	Any Other Funded Liability
Discount Rate	9.00%	
Escalation Rate (Rate of Increase in Compensation Levels)	10.00%	
Attrition Rate (Employee Turnover)	5.00%	
Mortality Rate During Employment	Nepali assured lives mortality table, 2009	

#### 45. Fair Value Measurements

##### (i) Financial Instruments by Category & Hierarchy

This section explains the judgements and estimates made in determining the Fair Values of the Financial Instruments that are (a) recognised and measured at fair value and (b) measured at Amortised Cost and for which Fair Values are disclosed in the Financial Statements.

To provide an indication about the reliability of the inputs used in determining Fair Value, the Company has classified its financial instruments into Three Levels prescribed as per applicable NFRS."

Particulars	Level	Current Year			Previous Year		
		FVTPL	FVOCI	Amortised Cost	FVTPL	FVOCI	Amortised Cost
Investments							
i) Investment in Equity Instruments							
Investment in Equity (Quoted)	1						
Investment in Equity (Unquoted)	3						
ii) Investment in Mutual Funds	1						
iii) Investment in Preference Shares of Bank and Financial Institutions							
iv) Investment in Debentures	3						-
v) Investment in Bonds (Nepal Government/ NRB/ Guaranteed by Nepal Government)	3						-
vi) Fixed Deposits	3						-
vii) Others (to be specified)							
Loans							-
Other Financial Assets	3						-
Cash and Cash Equivalents							-
<b>Total Financial Assets</b>		-	-	-	-	-	-
Borrowings		-					-
Other Financial Liabilities	3						-
<b>Total Financial Liabilities</b>		-	-	-	-	-	-

Level 1: Level 1 Hierarchy includes Financial Instruments measured using Quoted Prices.

Level 2: Fair Value of Financial Instruments that are not traded in an active market is determined using valuation techniques which maximises the use of observable market data and rely as little as possible on entity-specific estimates. If all significant inputs required to determine Fair Value of an instrument are observable, the instrument is included in Level 2.

Level 3: If one or more of the significant inputs is not based on observable market data, the instrument is included in Level 3.

There is no transfer of Financial Instruments between different levels as mentioned above during the year.

##### (ii) Valuation Technique Used to Determine Fair Value

a) Use of quoted market prices or dealer quotes for similar instruments

b) Fair Value of remaining financial instruments is determined using discounted cash flow analysis

**(iii) Valuation Process**

The finance and accounts department of the Company performs the valuation of financial assets and liabilities required for financial reporting purposes. Discussion on valuation processes and results are held at least once in a year.

The main level 3 inputs are derived and evaluated as follows:

- a) Discount rate is arrived at considering the internal and external factors.
- b) Discounting has been applied where assets and liabilities are non-current, and the impact of the discounting is material

**(iv) Fair Value of Financial Assets and Liabilities Measured at Amortised Cost**

Particulars	Current Year		Previous Year	
	Carrying Amount	Fair Value	Carrying Amount	Fair Value
Investments				
i) Investment in Preference Shares of Bank and Financial Institutions				
ii) Investment in Debentures				
iii) Investment in Bonds (Nepal Government/ NRB/ Guaranteed by Nepal Government)				
iv) Fixed Deposit	467,500,000	-		
v) Others (to be Specified)				
Loans				
i) Loan to Employees	920,417	-		
ii) Others (to be Specified)				
Other Financial Assets				
<b>Total Financial Assets at Amortised Cost</b>	<b>468,420,417</b>	<b>-</b>		<b>-</b>
Borrowings				
i) Bonds				
ii) Debentures				
iii) Term Loans - Bank and Financial Institution				
iv) Bank Overdrafts				
v) Others (to be Specified)				
Other Financial Liabilities				
<b>Total Financial Liabilities at Amortised Cost</b>	<b>-</b>	<b>-</b>	<b>-</b>	<b>-</b>

The fair values of the above financial instruments measured at amortised cost are calculated based on cash flows discounted using current discount rate.

The carrying amounts of cash and cash equivalents are considered to be the same as their fair values due to their short-term nature.

#### 46. Insurance Risk

Insurance risk includes the risk of incurring higher claims costs than expected owing to the random nature of claims, frequency and severity and the risk of change in the legal or economic conditions of insurance or reinsurance cover. This may result in the insurer having either received too little premium for the risks it has agreed to underwrite and hence has not enough funds to invest and pay claims, or that claims are in excess of those expected.

The Company seeks to minimise insurance risk through a formalised reinsurance arrangement with an appropriate mix and spread of business between classes of business based on its overall strategy. This is complemented by observing formalised risk management policies.

The Company considers insurance risk to be a combination of the following components of risks:

- a) Product development
- b) Pricing
- c) Underwriting
- d) Claims Handling
- e) Reinsurance
- f) Reserving

##### a) Product development:

The Company principally issues the following types of Non-Life Insurance contracts:

- Property
- Motor
- Cattle and Crop
- Miscellaneous

The above risk exposure is mitigated by the diversification across a large portfolio of insurance contracts and geographical areas. The variability of risks is improved by careful selection and implementation of underwriting strategies, which are designed to ensure that risks are diversified in terms of type of risk and level of insured benefits.

Furthermore, strict claim review policies to assess all new and ongoing claims, regular detailed review of claims handling procedures and frequent investigation of possible fraudulent claims are put in place to reduce the risk exposure of the Company. The Company further enforces a policy of actively managing and promptly pursuing claims, in order to reduce its exposure to unpredictable future developments that can negatively impact the business.

##### b) Pricing:

The pricing of an insurance product involves the estimation of claims, operational and financing costs and the income arising from investing the premium received. The pricing process typically comprises collecting data on the underlying risks to be covered, determining the pricing assumptions and the base rate, setting the final premium rate, and monitoring the review of the appropriateness of pricing.

The Company collects adequate data to validate the reasonableness of the underlying assumptions used for pricing. The base rate represents the amount required to meet the value of anticipated benefits, expenses, and margins for risks and profit. Data primarily relates to the company's own historical experience and that of the industry where relevant. These may be supplemented by other internal and external data, and could include trends observed in claims costs and expenses.

Pricing is done by modelling all identified risks, using appropriate methodologies depending on the complexity of the risks and available data. Adequate buffers are kept in the premiums to cushion against the risk that actual experience may turn out to be worse than expected.

##### c) Underwriting:

The Company's underwriting process is governed by the by the internal underwriting procedures. Some of the actions undertaken to mitigate underwriting risks are detailed below:

- i) Investments are made on the training and development of underwriting and claims management staff, including those attached to the distribution network.
- ii) Application of Four-Eye principle on underwriting process.
- iii) Pre-underwriting inspections are made on new business over a predetermined threshold to evaluate risk prior to acceptance.
- iv) Post-underwriting reviews are conducted to ensure that set guidelines have been observed.
- v) Adequate reinsurance arrangements are in place and reviews are undertaken to ensure the adequacy of these covers.

**d) Claims handling:**

The Company considers insurance claim risk to be a combination of the following components of risks:

- i) Mortality Risk – risk of loss arising due to policyholder death experience being different than expected
- ii) Longevity Risk – risk of loss arising due to the annuitant living longer than expected
- iii) Investment Return Risk – risk of loss arising from actual returns being different than expected
- iv) Expense Risk – risk of loss arising from expense experience being different than expected
- v) Policyholder Decision Risk – risk of loss arising due to policyholder experiences (lapses and surrenders) being different than expected"

Some of the actions undertaken to mitigate claims risks is detailed below:

- i) Claims are assessed immediately,
- ii) Assessments are carried out by in-house as well as independent assessors/loss adjustors working throughout,
- iii) The service of a qualified independent actuary is obtained annually to assess the adequacy of reserves,
- iv) Post-underwriting reviews are conducted to ensure that set guidelines have been observed,
- v) Adequate reinsurance arrangements are in place and reviews are undertaken to ensure the adequacy of these covers.

**e) Reinsurance:**

The Company purchases reinsurance as part of its risks mitigation programme. Premium ceded to the reinsurers is in accordance with the terms of the programmes already agreed based on the risks written by the insurance companies. Recoveries from reinsurers on claims are based on the cession made in respect of each risk and is estimated in a manner consistent with the outstanding claims provisions made for the loss. Although we mitigate our exposures through prudent reinsurance arrangements, the obligation to meet claims emanating from policy holders rests with the Company. Default of reinsurers does not negate this obligation and in that respect the Company carries a credit risk up to the extent ceded to each reinsurer.

**Sensitivities**

The non-life insurance claim liabilities are sensitive to the key assumptions as mentioned in the table below.

The following analysis is performed for reasonably possible movements in key assumptions with all other assumptions held constant, showing the impact on gross and net liabilities, profit before tax and profit after tax. The correlation of assumptions will have a significant effect in determining the ultimate claims liabilities, but to demonstrate the impact due to changes in assumptions, assumptions had to be changed on an individual basis.

Particulars	Changes in Assumptions	Current Year				Previous Year			
		Increase/ (Decrease) on Gross Liabilities	Increase/ (Decrease) on Net Liabilities	Increase/ (Decrease) - Profit Before Tax	Increase/ (Decrease) - Profit After Tax	Increase/ (Decrease) on Gross Liabilities	Increase/ (Decrease) on Net Liabilities	Increase/ (Decrease) - Profit Before Tax	Increase/ (Decrease) - Profit After Tax
Average Claim Cost	+ 10%								
Average Number of Claims	+ 10%								
Average Claim Cost	- 10%								
Average Number of Claims	- 10%								

**Claim development table**

The following tables show the estimates of cumulative incurred claims, including both claims notified and IBNR for each successive incident year at each reporting date, together with cumulative payments to date.

**Gross outstanding claim provision**

Year of incident	> PY 4	PY 4	PY 3	PY 2	PY 1	Current Year	Total
At end of incident year							-
One year later							-
Two year later							-
Three year later							-
Four year later							-
More than Four years							-
<b>Current estimate of cumulative claims</b>	-	-	-	-	-	-	-
At end of incident year							-
One year later							-
Two year later							-
Three year later							-
Four year later							-
More than Four years							-
<b>Cumulative payments to date</b>							-
<b>Gross outstanding claim provision</b>	-	-	-	-	-	-	-

**Net outstanding claim provision**

Year of incident	> PY 4	PY 4	PY 3	PY 2	PY 1	Current Year	Total
At end of incident year							-
One year later							-
Two year later							-
Three year later							-
Four year later							-
More than Four years							-
<b>Current estimate of cumulative claims</b>	-	-	-	-	-	-	-
At end of incident year							-
One year later							-
Two year later							-
Three year later							-
Four year later							-
More than Four years							-
<b>Cumulative payments to date</b>							-
<b>Net outstanding claim provision</b>	-	-	-	-	-	-	-



**f) Reserving**

Insurance Contract Liabilities are created to cover this risk based on the actuarial valuation report.

The table below sets out the concentration of risk associated with above mentioned products. Risk as at year end has been measured as insurance contract liabilities and disclosed as below:

Particulars	Current Year			Previous Year		
	Gross Insurance Liabilities	Reinsurance Assets	Net Liabilities	Gross Insurance Liabilities	Reinsurance Assets	Net Liabilities
Property	1,438.08	287.62	1,150.46			-
Motor						-
Marine						-
Engineering						-
Cattle and Crop						-
Miscellaneous						-
<b>Total</b>	<b>1,438.08</b>	<b>287.62</b>	<b>1,150.46</b>	-	-	-

**47. Financial Risk**

The Company's activities expose it to Credit Risk, Liquidity Risk & Market Risk.

**i) Credit Risk**

Credit risk is the risk of financial loss as a result of the default or failure of third parties to meet their payment obligations to the Company. Thus, for an insurance contract, credit risk includes the risk that an insurer incurs a financial loss because a reinsurer defaults on its obligations under the reinsurance contract.

**The following policies and procedures are in place to mitigate the Company's exposure to credit risk:**

- Company has credit risk policy which sets out the assessment and determination of what constitutes credit risk for the Company. Compliance with the policy is monitored and exposures and breaches are reported to the Company's risk committee. The policy is regularly reviewed for pertinence and for changes in the risk environment.
- Reinsurance is placed with counterparties that have a good credit rating and concentration of risk is avoided by entering into agreement with more than one party. At each reporting date, management performs an assessment of creditworthiness of reinsurers and updates the reinsurance purchase strategy, ascertaining suitable allowance for impairment.
- The company deals with only creditworthy counterparties and obtains sufficient collateral where appropriate, as a means of mitigating the risk of financial loss from defaults.

**Expected Credit Losses for Financial Assets at Amortised Costs as at Ashadh 31, 2080**

Particulars		Asset Group	Gross Carrying Amount	Expected probability of Default	Expected Credit Losses	Carrying Amount After Provision
Credit Risk has not significantly increased since initial recognition	Loss allowance measured at 12 months expected credit losses					
Credit Risk has significantly increased and not credit impaired	Loss allowance measured at life-time expected credit losses					
Credit Risk has significantly increased and credit impaired						

**Expected Credit Losses for Financial Assets at Amortised Costs as at Ashadh 32, 2079**

Particulars		Asset Group	Gross Carrying Amount	Expected probability of Default	Expected Credit Losses	Carrying Amount After Provision
Credit Risk has not significantly increased since initial recognition	Loss allowance measured at 12 months expected credit losses					
Credit Risk has significantly increased and not credit impaired	Loss allowance measured at life-time expected credit losses					
Credit Risk has significantly increased and credit impaired						

**Reconciliation of Loss Allowance Provision**

Particulars	Measured at 12 months expected credit losses	Measured at life-time expected credit losses	
		Credit Risk has significantly increased and not credit impaired	Credit Risk has significantly increased and credit impaired
Loss Allowance on Ashadh 32, 2079			
Changes in loss allowances			
Write-offs			
Recoveries			
<b>Loss Allowance on Ashadh 31, 2080</b>	-	-	-

## ii) Liquidity Risk

Liquidity risk is the risk that an entity will encounter difficulty in meeting obligations associated with financial liabilities that are settled by delivering cash or another financial asset. In respect of catastrophic events there is also a liquidity risk associated with the timing differences between gross cash out-flows and expected reinsurance recoveries.

### Maturity of Financial Liabilities:

The table below summarises the Company's Financial Liabilities into Relevant Maturity Groupings based on their Contractual Maturities for all Financial Liabilities.

Particulars	Current Year			Previous Year		
	Upto 1 Year	1 Year to 5 Year	More than 5 Year	Upto 1 Year	1 Year to 5 Year	More than 5 Year
Borrowings						
Other Financial Liabilities						
<b>Total Financial Liabilities</b>	-	-	-	-	-	-

## iii) Market Risk

### a1) Foreign Currency Risk Exposure

Foreign exchange risk is the potential for the Company to experience volatility in the value of its assets, liabilities and solvency and to suffer actual financial losses as a result of changes in value between the currencies of its assets and liabilities and its reporting currency. The Company does not maintain foreign currency denominated assets in its investment portfolios and as such is not exposed to foreign exchange risk related to investments.

The Company has no significant concentration of currency risk. The amount with reinsurer is settled in Nepali Rupee.

Alternative note for Foreign Currency Risk Exposure (where there is Foreign Currency Risk)

Operation of the Company has exposed it to foreign exchange risk arising from foreign currency transactions, with respect to the USD and Currency A. The risk is measured through a forecast of highly probable foreign currency cash flows. The objective of the hedges is to minimise the volatility of the NPR cash flows of highly probable forecast transactions.

The Company's exposure to foreign currency risk at the end of the reporting period expressed in NPR, are as follows:

Particulars	-		Previous Year	
	USD	Currency A	USD	Currency A
Investments				
Loans				
Insurance Receivables				
Other Financial Assets				
<b>Less: Derivative Assets</b>				
i) Foreign exchange forward contracts - Sell Foreign Currency				
ii) Foreign exchange option contracts - Sell Foreign Currency				
<b>Net Exposure to Foreign Currency Risk/ (Assets)</b>	-	-	-	-
Insurance Payables				
Other Financial Liabilities				
<b>Less: Derivative Liabilities</b>				
i) Foreign exchange forward contracts - Buy Foreign Currency				
ii) Foreign exchange option contracts - Buy Foreign Currency				
<b>Net Exposure to Foreign Currency Risk/ (Liabilities)</b>	-	-	-	-

a2) Foreign Currency Risk - Sensitivity

The sensitivity of profit or loss to changes in the exchange rates arises mainly from foreign currency denominated financial instruments and the impact on the other components of equity arising from foreign forward exchange contracts, foreign exchange option contracts designated as cash flow hedges.

Particulars	Impact on profit after tax		Impact on other component of equity	
	Current Year	Previous Year	Current Year	Previous Year
USD sensitivity				
NPR/ USD - Increases by 10% *				
NPR/ USD - Decreases by 10% *				
Currency A sensitivity				
NPR/ USD - Increases by 10% *				
NPR/ USD - Decreases by 10% *				

\* Holding all other variable constant

b1) Interest Rate Risk

Interest rate risk is the risk that the fair value or future cash flows of a financial instrument will fluctuate because of changes in market interest rates.

The major interest rate risk that the Company is exposed to is the discount rate for determining insurance liabilities.

b2) Interest Rate Sensitivity

Profit or Loss is sensitive to changes in Interest Rate for Borrowings.

A change in Market Interest Level by 1% which is reasonably possible based on Management's Assessment would have the following effect on the Profit After Tax.

Particulars	Current Year	Previous Year
Interest Rate - Increase By 1%*		
Interest Rate - Decrease By 1%*		

\* Holding all other variable constant

c1) Equity Price Risk

Equity price risk is the risk that the fair value or future cash flows of a financial instrument will fluctuate because of changes in equity prices (other than those arising from interest rate risk or currency risk), whether those changes are caused by factors specific to the individual financial instrument or its issuer, or by factors affecting all similar financial instruments traded in the market.

The Company has invested in equity securities and the exposure is equity securities price risk from investments held by the Company and classified in the statement of financial position as fair value through OCI."

c2) Sensitivity

The table below summarises the impact of increase/decrease of the index in the Company's equity and impact on OCI for the period. The analysis is based on the assumption that the equity index had increased/ decreased by 1% with all other variables held constant, and that all the Company's equity instruments moved in line with the index.

Particulars	Current Year	Previous Year
Interest Rate - Increase By 1%*		
Interest Rate - Decrease By 1%*		

\* Other components of equity would increase/decrease as a result of gains/ (losses) on equity securities classified as fair value through other comprehensive income.

#### 48. Operational Risk

Operational Risk is the risk of direct or indirect loss, or damaged reputation resulting from inadequate or failed internal processes, people and systems or external events. When controls fail to perform, operational risks can cause damage to reputation, have legal or regulatory implications or can lead to financial loss. The Company cannot expect to eliminate all operational risks, but by initiating a rigorous control framework and by monitoring and responding to potential risks, the Company is able to manage the risks. Controls include effective segregation of duties, access controls, authorisation and reconciliation procedures, staff education and assessment processes, including the use of internal audit. Business risks such as changes in environment, technology and the industry are monitored through the Company's strategic planning and budgeting process.

#### 49. Climate Related Risk

Climate risk-related disclosure refers to the practice of companies and organizations providing information about the potential impact of climate change on their business operations, financial performance, and strategies. The climate related risk is not within the control of the organization but these risks can be mitigated through proper assessment and planning. The significant risks arising under the Non-Life Insurance portfolio emanates from changes in the climate leading to natural disasters, behavioural trends of people due to changing life styles, the steady escalation of costs in respect of spares in the auto industries.

#### 50. Capital Management

The Company's objectives when managing Capital are to:

- a) Safeguard their ability to continue as a going concern so that they can continue to provide returns for shareholders and benefits for other stakeholders, and
- b) Maintain an optimal capital structure to reduce the cost of capital.

In order to maintain or adjust the capital structure, the Company may adjust the amount of dividends paid to shareholders, return capital to shareholders or issue new shares.

#### Regulatory minimum paid up capital

Non-Life insurance companies were required by the Directive of Nepal Insurance Authority to attain a stipulated minimum paid up capital of NPR 75 cr. As on the reporting date, the company's paid up capital is NPR 52,50,00,000.

## 51. Earnings Per Share

Particulars	Current Year	Previous Year
Profit For the Year	4,199,176.89	-
Less: Dividend on Preference Shares	-	-
Profit For the Year used for Calculating Basic Earning per Share	4,199,177	-
Add: Interest saving on Convertible Bonds	-	-
Profit For the Year used for Calculating Diluted Earning per Share	4,199,177	-
Weighted Average Number of Equity Shares Outstanding During the Year For Basic Earning per Share		
Adjustments for calculation of Diluted Earning per Share:		
i) Dilutive Shares	5,250,000	
ii) Options		
iii) Convertible Bonds		
Weighted Average Number of Equity Shares Outstanding During the Year for Diluted Earning Per Share	5,250,000	-
Nominal Value of Equity Shares	100	
Basic Earning Per Share	0.80	
Diluted Earning Per Share	0.80	
Proposed Bonus Share		
Weighted Average Number of Equity Shares Outstanding During the Year for Restated Earning Per Share		
Restated Basic Earning Per Share	0.80	
Restated Diluted Earning Per Share	0.80	

## 52. Operating Segment

Segment information is presented in respect of the Company's business segments. Management of the Company has identified portfolio as business segment and the Company's internal reporting structure is also based on portfolio. Performance is measured based on segment profit as management believes that it is most relevant in evaluating the results of segment relative to other entities that operate within these industries.

Segment asset is disclosed below based on total of all asset for each business segment.

The Company operates predominantly in Nepal and accordingly, the Management of the Company is of the view that the financial information by geographical segments of the Company's operation is not necessary to be presented.

Business Segments of the Company's are:

- i) Property
- ii) Motor
- iii) Marine
- iv) Engineering
- v) Micro
- vi) Aviation
- vii) Cattle and Crop
- viii) Miscellaneous

## a) Segmental Information for the year ended Ashadh 31, 2080 (July 16, 2023)

Particulars	Property	Motor	Marine	Engineering	Micro	Aviation	Cattle and Crop	Miscellaneous	Inter Segment Elimination	Total
<b>Income:</b>										
Gross Earned Premiums	11.92									11.92
Premiums Ceded	(2.38)									(2.38)
Inter-Segment Revenue	-									-
<b>Net Earned Premiums</b>	<b>9.54</b>	-	-	-	-	-	-	-	-	<b>9.54</b>
Commission Income	0.48									0.48
Other Direct Income	-									-
Income from Investments and Loans	-									-
Net Gain/ (Loss) on Fair Value Changes	-									-
Net Realised Gains/ (Losses)	-									-
Other Income	-									-
<b>Total Segmental Income</b>	<b>10.02</b>	-	-	-	-	-	-	-	-	<b>10.02</b>
<b>Expenses:</b>										
Gross Claims Paid										-
Claims Ceded										-
Gross Change in Contract Liabilities										-
Change in Contract Liabilities Ceded to Reinsurers										-
<b>Net Claims Paid</b>	-	-	-	-	-	-	-	-	-	-
Commission Expenses										-
Service Fees	5.79									5.79
Other Direct Expenses										-
Employee Benefits Expenses										-
Depreciation and Amortization Expenses										-
Impairment Losses										-
Other Operating Expenses										-
Finance Cost										-
<b>Total Segmental Expenses</b>	<b>5.79</b>	-	-	-	-	-	-	-	-	<b>5.79</b>
<b>Total Segmental Results</b>	<b>4.23</b>	-	-	-	-	-	-	-	-	<b>(5.79)</b>
<b>Segment Assets</b>										
<b>Segment Liabilities</b>										

**b) Segmental Information for the year ended Ashadh 32, 2079 (July 16, 2022)**

Particulars	Property	Motor	Marine	Engineering	Micro	Aviation	Cattle and Crop	Miscellaneous	Inter Segment Elimination	Total
<b>Income:</b>										
Gross Earned Premiums										-
Premiums Ceded										-
Inter-Segment Revenue										-
<b>Net Earned Premiums</b>	-	-	-	-	-	-	-	-	-	-
Commission Income										-
Other Direct Income										-
Income from Investments and Loans										-
Net Gain/ (Loss) on Fair Value Changes										-
Net Realised Gains/ (Losses)										-
Other Income										-
<b>Total Segmental Income</b>	-	-	-	-	-	-	-	-	-	-
<b>Expenses:</b>										
Gross Claims Paid										-
Claims Ceded										-
Gross Change in Contract Liabilities										-
Change in Contract Liabilities Ceded to Reinsurers										-
<b>Net Claims Paid</b>	-	-	-	-	-	-	-	-	-	-
Commission Expenses										-
Service Fees										-
Other Direct Expenses										-
Employee Benefits Expenses										-
Depreciation and Amortization Expenses										-
Impairment Losses										-
Other Operating Expenses										-
Finance Cost										-
<b>Total Segmental Expenses</b>	-	-	-	-	-	-	-	-	-	-
<b>Total Segmental Results</b>	-	-	-	-	-	-	-	-	-	-
<b>Segment Assets</b>										
<b>Segment Liabilities</b>										



**c) Reconciliation of Segmental Profit with Statement of Profit or Loss**

Particulars	Current Year	Previous Year
Add: Net Gains/ (Losses) on Fair Value Changes		
Add: Net Realised Gains/ (Losses)		
Add: Other Income		
Less: Depreciation and Amortization		
Less: Impairment Losses		
Less: Finance Cost		
<b>Profit Before Tax</b>	-	-

**d) Reconciliation of Assets**

Particulars	Current Year	Previous Year
Segment Assets		
Goodwill & Intangible Assets		
Property, Plant and Equipment		
Investment Properties		
Deferred Tax Assets		
Investment in Subsidiaries		
Investment in Associates		
Investments		
Loans		
Current Tax Assets		
Other Assets		
Other Financial Assets		
Cash and Cash Equivalents		
<b>Total Assets</b>	-	-

**e) Reconciliation of Liabilities**

Particulars	Current Year	Previous Year
Segment Liabilities		
Provisions		
Deferred Tax Liabilities		
Current Tax Liabilities		
Other Financial Liabilities		
Other Liabilities		
<b>Total Liabilities</b>	-	-
Investments		
Loans		
Current Tax Assets		
Other Assets		
Other Financial Assets		
Cash and Cash Equivalents		
<b>Total Assets</b>	-	-

### 53. Related Party Disclosure

(a) Identify Related Parties

Holding Company:

Subsidiaries:

Associates:

Fellow Subsidiaries:

**Key Management Personnel:**

Mr. Mrigendra Nath Rimal	Chief Executive Officer
Mr. Anil Raj Giri	Deputy Chief Executive Officer
Ms. Prabina Nepal	General Manager

**(b) Key Management Personnel Compensation:**

Particulars	Current Year	Previous Year
Short-term employee benefits		
Post-employment benefits	346,446.00	
Other long-term benefits		
Termination benefits		
<b>Total</b>	<b>346,446.00</b>	<b>-</b>

**Payment to Chief Executive Officer (CEO)**

Particulars	Current Year	Previous Year
Annual salary and allowances	985,245	-
Performance based allowances		
i) Employee Bonus	-	-
ii) Benefits as per prevailing provisions	-	-
iii) Incentives	-	-
Insurance related benefits		
i) Life Insurance	-	-
ii) Accident Insurance	-	-
iii) Health Insurance (including family members)	-	-
<b>Total</b>	<b>985,245</b>	<b>-</b>

**(c) Related Party Transactions:**

Particulars	Holding Company	Subsidiaries	Associates	Fellow Subsidiaries	Key Management Personnel	Total
<b>Premium Earned</b>						
Current Year						
Previous Year						
<b>Commission Income</b>						
Current Year						
Previous Year						
<b>Rental Income</b>						
Current Year						
Previous Year						
<b>Interest Income</b>						
Current Year						
Previous Year						
<b>Sale of Property &amp; Equipment</b>						
Current Year						
Previous Year						
<b>Purchase of Property &amp; Equipment</b>						
Current Year						
Previous Year						
<b>Premium Paid</b>						
Current Year						
Previous Year						
<b>Commission Expenses</b>						
Current Year						
Previous Year						
<b>Dividend</b>						
Current Year						
Previous Year						
<b>Meeting Fees</b>						
Current Year						
Previous Year						
<b>Allowances to Directors</b>						
Current Year						
Previous Year						
<b>Others (to be specified)</b>						
Current Year						
Previous Year						

**(d) Related Party Balances:**

Particulars	Holding Company	Subsidiaries	Associates	Fellow Subsidiaries	Key Managerial Personnel	Total
<b>Receivables including Reinsurance Receivables</b>						
Current Year						
Previous Year						
<b>Other Receivables (to be Specified)</b>						
Current Year						
Previous Year						
<b>Payables including Reinsurance Payables</b>						
Current Year						
Previous Year						
<b>Other Payables (to be Specified)</b>						
Current Year						
Previous Year						

**54. Leases**

**(a) Leases as Lessee**

(i) Operating Leases:

The Company has various operating leases ranging from 2079 to 2084 for 5 years . The leases are renewable by mutual consent and contain escalation clause. Rental expenses for operating leases recognised in the Statement of Profit and Loss for the year is NPR 1,315,500 (Ashadh 31, 2080).

Disclosure in respect of Non-cancellable lease is as given below:

Future Minimum Lease Payments	Current Year	Previous Year
i) Not Later than 1 year		
ii) Later than 1 year and not later than 5 years		
iii) Later than 5 years		

(ii) Finance Lease:

The Company holds assets under finance leases. Future minimum lease payments and lease liability at the end of the year is given below:

Future Minimum Lease Payments	Current Year	Previous Year
i) Not Later than 1 year		
ii) Later than 1 year and not later than 5 years		
iii) Later than 5 years		
Total Future Minimum Lease Payments	-	-
Less: Effect of Discounting		
Finance lease liability recognised	-	-

**(b) Leases as Lessor**

- (i) Operating Lease:  
The company does not hold any property leased out as lessor.

Disclosure in respect of Non-cancellable lease is as given below:

Future Minimum Lease Income	Current Year	Previous Year
i) Not Later than 1 year		
ii) Later than 1 year and not later than 5 years		
iii) Later than 5 years		

- (ii) Finance Lease:  
The Company has given assets under finance leases. At the year end receivables under finance lease agreements fall due as follows:

Particulars	Current Year			Previous Year		
	Gross Investment	Unearned Finance Income	Net Investment	Gross Investment	Unearned Finance Income	Net Investment
i) Not Later than 1 year						
ii) Later than 1 year and not later than 5 years						
iii) Later than 5 years						
<b>Total</b>	-	-	-	-	-	-

**55. Capital Commitments**

Estimated amount of contracts remaining to be executed in capital accounts and not provided for

Particulars	Current Year	Previous Year
Property and Equipment		
Investment Properties		
Goodwill & Intangible Assets		
<b>Total</b>	-	-

**56. Contingent Liabilities**

Estimated amount of contracts remaining to be executed in capital accounts and not provided for (net of advances)

Particulars	Current Year	Previous Year
Claims against Company not acknowledged as debts		
a) Income Tax		
b) Indirect Taxes		
c) Others (to be Specified)		
<b>Total</b>	-	-

**57. Events occurring after Balance Sheet**

There are no events that impact the amount that are shown in the balance sheet

**58. Assets Pledged as Security (only if pledged)**

The carrying amount of assets pledged as security are:

Particulars	Current Year	Previous Year
Reinsurance Receivables		
Investments in equity		
Fixed Deposits		
Property and Equipment		
Others (to be Specified)		
<b>Total</b>	-	-

**59. Corporate Social Responsibility**

No activity of corporate social responsibility has been done during the FY 2079/80.

**60. Miscellaneous**

- (i) All amounts are in Nepalese Rupees unless otherwise stated.  
(ii) All figures are in the Nearest Rupee & Rounded off.

**61. Others (to be Specified)**

Sales reconciliation is as under:

Particulars	Amount
Sales as per books	1,450.00
(+) Stamp duty income treated as income in books but mistakenly shown as taxable sales in vat return	20
Sales as per vat return	1,470.00

## MAJOR FINANCIAL INDICATORS

S.N	Particular	Indicators	Fiscal Year				
			2079/80	2078/79	2077/78	2076/77	2075/76
	<b>Equity:</b>						
1	Net worth	NPR		-	-	-	-
2	Number of Shares	No.s	5,250,000.00	-	-	-	-
3	Book value per shares	NPR	100.80	-	-	-	-
4	Net Profit	NPR	4,199,176.89	-	-	-	-
5	Earning per Shares (EPS)	NPR	0.80	-	-	-	-
6	Dividend per Shares (DPS)	NPR	0.80	-	-	-	-
7	Market Price per Shares (MPPS)	NPR	-	-	-	-	-
8	Price Earning Ratio (PE Ratio)	Ratio	-	-	-	-	-
9	Change in Equity	%	100.00%	-	-	-	-
10	Return on Equity	%	79.98%	-	-	-	-
11	Capital to Total Net Assets Ratio	%	99.207%	-	-	-	-
12	Capital to Technical Reserve Ratio	%		-	-	-	-
13	Affiliate Ratio	%		-	-	-	-
	<b>Business:</b>						
14	Total Premium Growth Rate						
	<i>Property</i>	%	100%	-	-	-	-
	<i>Motor</i>	%	-	-	-	-	-
	<i>Marine</i>	%	-	-	-	-	-
	<i>Engineering</i>	%	-	-	-	-	-
	<i>Micro</i>	%	-	-	-	-	-
	<i>Aviation</i>	%	-	-	-	-	-
	<i>Cattle and Crop</i>	%	-	-	-	-	-
	<i>Miscellaneous</i>	%	-	-	-	-	-
15	Net Premium Growth Rate	%					
	<i>Property</i>	%	100.00	-	-	-	-
	<i>Motor</i>	%	-	-	-	-	-
	<i>Marine</i>	%	-	-	-	-	-
	<i>Engineering</i>	%	-	-	-	-	-
	<i>Micro</i>	%	-	-	-	-	-
	<i>Aviation</i>	%	-	-	-	-	-
	<i>Cattle and Crop</i>	%	-	-	-	-	-
	<i>Miscellaneous</i>	%	-	-	-	-	-
16	Net Insurance Premium/ Gross Insurance Premium						
	<i>Property</i>	%	100.00	-	-	-	-
	<i>Motor</i>	%	-	-	-	-	-
	<i>Marine</i>	%	-	-	-	-	-
	<i>Engineering</i>	%	-	-	-	-	-
	<i>Micro</i>	%	-	-	-	-	-
	<i>Aviation</i>	%	-	-	-	-	-
	<i>Cattle and Crop</i>	%	-	-	-	-	-
	<i>Miscellaneous</i>	%	-	-	-	-	-
17	Reinsurance Commission Income/ Gross Reinsurance Premium	%	0.16%	-	-	-	-

18	Gross Premium Revenue/ Equity	%	0.00%	-	-	-	-
19	Net Premium Revenue/ Equity	%	0.00%	-	-	-	-
20	Gross Insurance Premium/Total Assets	%	0.00	-	-	-	-
21	Return on Investments & Loan	%	3.59%	-	-	-	-
22	Net Profit/ Gross Insurance Premium	%	440,165.29	-	-	-	-
	<b>Expenses:</b>						
23	Reinsurance Ratio	%	-	-	-	-	-
24	Management expenses/ Gross Insurance Premium	%	-	-	-	-	-
25	Agent Related Expenses/ Gross Insurance Premium	%	-	-	-	-	-
26	Agent Related Expenses/Management Expenses	%	-	-	-	-	-
27	Employee Expenses/ Management Expenses	%	71.46	-	-	-	-
28	Employee Expenses/ Number of Employees	Amt.	323,488	-	-	-	-
29	Expense Ratio (Underwriting Expense/Net Written Premium)	%	-	-	-	-	-
30	Commission Ratio (Commission Expense/Net Written Premium)	%	-	-	-	-	-
31	Loss Ratio {(Claim Paid + change in reserve)/ (Net Written Premium)}	%	-	-	-	-	-
32	Combined Ratio (Loss Ratio + Expense Ratio) <sup>1</sup>	%	-	-	-	-	-
	<b>Assets:</b>						
33	Increment in Investment Held	%	-	-	-	-	-
34	Return on Assets	%	-	-	-	-	-
35	Long term Investments/Total Investments	%	89.31	-	-	-	-
36	Short term Investments/Total Investments	%	10.69%	-	-	-	-
37	Total Investment & Loan/Gross Insurance Contract Liabilities	%	-	-	-	-	-
38	Investment in Unlisted Shares and Debtors/ Total Net Assets	%	-	-	-	-	-
39	Investment in Shares/ Total Net Assets	%	-	-	-	-	-
40	Liquidity Ratio	%	-	-	-	-	-
	<b>Liabilities:</b>						
41	Solvency Margin	%	95.90	-	-	-	-
42	Increment in Gross Insurance Contract Liabilities	%	-	-	-	-	-
43	Net Technical Reserve/ Average of Net Claim Paid for Last 3 Years	%	-	-	-	-	-
44	Actuarial Provision	Amt.	-	-	-	-	-
45	Technical Provisions/ Total Equity	%	-	-	-	-	-
46	Insurance Debt/ Total Equity	%	-	-	-	-	-
47	Outstanding Claim/ Claim Intimated	%	-	-	-	-	-
48	No. of Outstanding Claim/ No. of Intimated Claim	%	-	-	-	-	-
49	Total Number of Inforce Policies	No.s	-	-	-	-	-
50	Number of Renewed Policy/ Last Year's Total Number of In Force Policies	%	-	-	-	-	-
51	Number of Intimated Claim/ Total Number of In Force Policy	%	-	-	-	-	-
	<b>Others:</b>						
52	Number of Offices	No.s	2.00	-	-	-	-
53	Number of Agents	No.s	-	-	-	-	-
54	Number of Surveyor	No.s	-	-	-	-	-
55	Number of Employees	No.s	14.00	-	-	-	-



## STATEMENT OF SUM ASSURED

Annexure IV

S.N.	Insurance Types	Existing Insurance Policies Numbers		Insured Amount against Existing Insurance Policies		Insured Risk Ceded to Re-Insurer		Net Insured Risk Retained by Insurer	
		Current Year	Previous Year	Current Year	Previous Year	Current Year	Previous Year	Current Year	Previous Year
1	Property		-	1,000,000.00	-	-	-	1,000,000.00	-
2	Motor	-	-	-	-	-	-	-	-
3	Marine	-	-	-	-	-	-	-	-
4	Engineering	-	-	-	-	-	-	-	-
5	Micro	-	-	-	-	-	-	-	-
6	Aviation	-	-	-	-	-	-	-	-
7	Cattle and Crop	-	-	-	-	-	-	-	-
8	Miscellaneous	-	-	-	-	-	-	-	-
			-	1,000,000.00	-	-	-	1,000,000.00	-

 **नेपाल बीमा प्राधिकरण**  
NEPAL INSURANCE AUTHORITY

मिति: २०८०११०१०५

वि. वि. शा. : १४७ (२०८०/०८१) च.नं. ४५२६

श्री नेपाल माइक्रो इन्स्योरेन्स कम्पनी लिमिटेड,  
भरतपुर, चितवन।



**विषय: आ.व. २०७९।८० को वित्तीय विवरणको स-शर्त स्वीकृति बारे।**

तहाँको मिति २०८०।०९।२४ (च.नं.८५।२०८०-८१) को पत्र साथ प्राधिकरणमा पेश भएको आ.व. २०७९।८० को वित्तीय विवरण सम्बन्धमा लेखिदैछ।

उपरोक्त सम्बन्धमा बीमक श्री नेपाल माइक्रो इन्स्योरेन्स कम्पनी लिमिटेडबाट पेश भएको आ.व. २०७९।८० को वित्तीय विवरण तथा अन्य कागजातहरू अध्ययन गर्दा बीमा ऐन, २०७९ को दफा ३८, ३९, ४० र ४१ तथा बीमकको वित्तीय विवरण सम्बन्धी निर्देशन, २०८० को दफा ११ बमोजिम बीमा कोष, अनिवार्य जगेडा कोष, महाविपत्ति कोष र दाबी भुक्तानी कोष तथा जगेडा कोष कायम गरेको देखिएकोले तहाँको आ.व.२०७९।८० को वार्षिक वित्तीय विवरणलाई बीमा ऐन, २०७९ को दफा ८७ को उपदफा (८) तथा बीमकको वित्तीय विवरण सम्बन्धी निर्देशन, २०८० को दफा ७, ८ र ९ बमोजिम वार्षिक प्रतिवेदनमा समावेश गर्न, साधारण सभामा पेश गर्न तथा प्रकाशित गर्न देहायको निर्देशन, शर्त तथा आदेश सहित स्वीकृति प्रदान गरिएको व्यहोरा निर्णयानुसार जानकारी गराउदछौं।

**शर्तहरू:**

१. बीमकले प्राधिकरणबाट जारी लघु निर्जीवन बीमकको लगानी निर्देशन बमोजिम लगानी गर्ने।
२. बीमकको लेखापरीक्षकले औल्याएका सम्पूर्ण कैफियतहरू सुधार गर्न तथा त्यस्ता कैफियतहरू पुनः दोहोरिन नदिन आवश्यक व्यवस्था गर्ने।
३. बीमकले प्राधिकरणबाट वित्तीय विवरण स्वीकृत भएको मितिले ६०(साठी) दिन भित्र साधारण सभा गर्ने।

  
.....  
(सुशील देव सुवेदी)  
निर्देशक

यस कम्पनीको आ.व. २०७९/८० को वित्तीय विवरण प्रथम वार्षिक साधारण सभा प्रयोजनका लागि प्रकाशित गर्न नेपाल बीमा प्राधिकरणको वि.वि.शा.: १४७ (२०८०/०८१) च.नं. ४५२६ मिति २०८०/१०/०५ को पत्रमा तोकिएका शर्तहरू उपर बीमकको संचालक समितिको तर्फबाट निम्न बमोजिम जवाफ रहेको छ:

१. नेपाल बीमा प्राधिकरणबाट जारी लघु निर्जीवन बीमकको लगानी निर्देशनलाई आगामी दिनहरूमा पालन गर्ने व्यहोरा अनुरोध गर्दछौं ।
२. लेखापरीक्षकले औल्याएका सम्पूर्ण कैफियतहरू सुधार गर्ने र आगामी दिनहरूमा कैफियत दोहोरिन नदिने व्यहोरा अनुरोध गर्दछौं ।
३. नेपाल बीमा प्राधिकरणबाट समय समयमा प्रकाशित हुने निर्देशन, परिपत्रहरू पूर्ण रूपमा पालना गर्दै वित्तीय विवरण स्वीकृत भएको ६० दिन भित्र साधारण सभा सम्पन्न गरिने व्यहोरा अनुरोध गर्दछौं ।

## HEAD OFFICES

### Head Office-Chitwan

Chitwan, Bharatpur Metropolitan  
Maharjan Complex, Bhrikutipath, Chitwan  
Tel: 056-494327, Email: info@nepalmicro.com  
Website: www.nepalmicro.com

### Province Office-Bagmati

Bagmati Province  
Kathmandu, Kathmandu Metropolitan  
Mahamati Bhawan, Gairidhara, Kathmandu  
Tel: 01-4529362/63, Email: info@nepalmicro.com  
Website: www.nepalmicro.com

## BRANCH DETAILS

### Hetauda

Bagmati Province  
Makwanpur, Hetauda Sub-Metropolitan  
Hetauda-04, Parijatpath, Makwanpur  
Tel: 057-591615

### Itahari

Koshi Province  
Sunsari, Itahari-Sub Metropolitan  
Itahari-09, Pragatipath, Sunsari  
Tel: 025-590256

### Banepa

Bagmati Province  
Banepa, Banepa Municipality  
Banepa-08, Chaitanya marga, Kavreplanchowk  
Tel: 011-665730

### Birgunj

Madesh Province  
Parsa, Birgunj Metropolitan  
Birta-04, Alkhiyamath, Parsa  
Tel: 051-592786

### Nepalgunj

Lumbini Province  
Banke, Nepalgunj- Sub Metropolitan  
Nepalgunj-18, Karkaado, Banke  
Tel: 081-535011

### Pokhara

Gandaki Province  
Kaski, Pokhara Metropolitan  
Pokhara-8, Newroad, Kaski  
Tel: 061-591362

### Kawasoti

Gandaki Province  
Nawalpur, Kawasoti Municipality  
Kawasoti-8, Indrachowk, Nawalparasi  
Tel: 078-590425

### Butwal

Lumbini Province  
Rupandehi, Butwal Sub-Metropolitan  
Butwal-8, Milanchowk, Rupandehi  
Tel: 071-591134

## SUB BRANCH DETAILS

### Chitwan

Bharatpur TP Counter  
Bagmati Province  
Chitwan, Bharatpur Metropolitan  
Gibis Road, Bharatpur

### Kathmandu

Gurjudhara TP Counter  
Bagmati Province  
Kathmandu, Kathmandu Metropolitan  
Chandragiri-5, Gurjudhara, 10 number tole

### Bhaktapur

Sallaghari TP Counter  
Bagmati Province

### Lalitpur

Ekantakuna TP Counter  
Bagmati Province  
Kusunti Oralo, Ekantakuna

### Hetauda

Hetauda TP Counter  
Bagmati Province  
Makwanpur, Hetauda Sub-Metropolitan  
Hetauda-11, Thanavaryang

### Itahari

Itahari TP Counter  
Koshi Province  
Sunsari, Itahari-Sub Metropolitan  
Itahari-10, Rajashwa Cheu

### Birgunj

Birgunj TP Counter  
Madesh Province  
Parsa, Birgunj Metropolitan  
Yatayat Road-13, Birgunj Parsa

### Nepalgunj

Nepalgunj TP Counter  
Lumbini Province  
Banke, Nepalgunj- Sub Metropolitan  
Nepalgunj-9, Bankegau

### Pokhara

Pokhara TP Counter  
Gandaki Province  
Kaski, Pokhara Metropolitan















सानो Insurance, ठुलो Care

मेरो सुरक्षाको  
जिम्मेवारी, मेरो NMIC

  
मोटर्साइकल बीमा



सानो Insurance, ठुलो Care

मेरो घर सम्पत्तिको  
सुरक्षा, मेरो NMIC

सम्पत्ति  
बीमा

# हाम्रा सेवाहरू

सम्पत्ति लघु बीमा  
(PROPERTY MICRO INSURANCE)



सैधमारी लघु बीमा  
(BURGLARY/THEFT MICRO INSURANCE)




दुर्घटना/औषधी उपचार लघु बीमा  
(ACCIDENTAL/MEDICAL MICRO INSURANCE)



मोटर लघु बीमा  
(VEHICLE MICRO INSURANCE)



इन्जिनियरिङ्ग लघु बीमा  
(ENGINEERING MICRO INSURANCE)



कृषि लघु बीमा  
(AGRICULTURE MICRO INSURANCE)



**नेपाल माइक्रो इन्स्योरेन्स कम्पनी लि.**

महर्जन कम्प्लेक्स, भृकुटीपथ, भरतपुर, चितवन, नेपाल  
फोन: ०५६-४५४३२७